

OFFICIAL



Australian Government

Department of Infrastructure, Transport,
Regional Development, Communications, Sport and the Arts

The Regulatory Report – Issue 7

Road Vehicle Standards legislation

April 2026

OFFICIAL

© Commonwealth of Australia 2026
April 2026 / INFRASTRUCTURE 2026

Ownership of intellectual property rights in this publication

Unless otherwise noted, copyright (and any other intellectual property rights, if any) in this publication is owned by the Commonwealth of Australia (referred to below as the Commonwealth).

Disclaimer

The material contained in this publication is made available on the understanding that the Commonwealth is not providing professional advice, and that users exercise their own skill and care with respect to its use, and seek independent advice if necessary.

The Commonwealth makes no representations or warranties as to the contents or accuracy of the information contained in this publication. To the extent permitted by law, the Commonwealth disclaims liability to any person or organisation in respect of anything done, or omitted to be done, in reliance upon information contained in this publication.

Use of the Coat of Arms

The Department of the Prime Minister and Cabinet sets the terms under which the Coat of Arms is used. Please refer to the Commonwealth Coat of Arms - Information and Guidelines publication available at <http://www.pmc.gov.au>.

Contact us

This publication is available in PDF format. All other rights are reserved, including in relation to any departmental logos or trademarks which may exist. For enquiries regarding the licence and any use of this publication, please contact:

Director
Vehicle Safety Operations Branch
Department of Infrastructure, Transport, Regional Development, Communications, Sport and the Arts
PO Box 594
Canberra ACT 2601
Australia

Email: ROVERinfo@infrastructure.gov.au

Website: www.infrastructure.gov.au

Table of contents

About the Regulatory Report	5
Register of Approved Vehicles	6
Application numbers	7
Application assessment timeframes overview	8
Application assessment timeframes in this quarter	10
Assessment timeframes for applications with 30-day legislated timeframe	10
Assessment timeframes for applications with 60-day legislated timeframe	14
Assessment timeframes for new applications	16
Assessment timeframes for applications to vary an approval	18
Compliance and enforcement matters	19
Recalls	21
Stakeholder engagement and management	22
Appendix A – Vehicle type approval applications processing days by vehicle category	23
Appendix B – Explanatory notes	25
Register of Approved Vehicles	25
Applications and assessment data source and reporting period	25
New and variation applications	25
Application assessment day and legislated timeframes	25
Application decision types	25
Compliance and enforcement	26
Compulsory and voluntary recalls	26
Published recalls	26
Recalls identified in performance reviews	26
Risk Assessment Reviews	26
Enquiries	27
Stakeholder engagement activities	27

List of figures and tables

Table 1: Vehicles entered on the Register of Approved Vehicles	6
Table 2: Total number of applications decided by application type in this quarter	7
Figure 1: Total number of applications decided by legislated timeframe in the past 12 months	8
Figure 2: Median processing days for application types with a 30-day legislated timeframe in the past 12 months.....	8
Figure 3: Median processing days for application types with a 60-day legislated timeframe in the past 12 months.....	9

Figure 4: Processing days for all application types with a 30-day legislated timeframe in this quarter.....	10
Figure 5: Processing days for concessional RAV entry approval applications in this quarter	10
Figure 6: Processing days for authorised vehicle verifier approval applications in this quarter	11
Figure 7: Processing days for registered automotive workshop approval applications in this quarter.....	11
Figure 8: Processing days for Specialist and Enthusiast Vehicles Register entry applications in this quarter	12
Figure 9: Processing days for testing facility approval applications in this quarter	12
Figure 10: Processing days for non-RAV entry import approval applications in this quarter	13
Figure 11: Processing days for re-importation import approval applications in this quarter.....	13
Figure 12: Processing days for advisory notice (not a road vehicle) applications in this quarter	14
Figure 13: Processing days for all application types with a 60-day legislated timeframe in this quarter.....	14
Figure 14: Processing days for vehicle type approval applications in this quarter	15
Figure 15: Processing days for component type approval applications in this quarter	15
Figure 16: Processing days for Model Report approval applications in this quarter	16
Table 3: Processing days for new applications from final submission to decision in this quarter	16
Table 4: Processing days to decide new applications, including all previous submissions in this quarter	17
Table 5: Percentage of withdrawn and resubmitted new applications in this quarter by application type.....	17
Table 6: Processing days to decide variation applications in this quarter	18
Table 7: Non-compliance reports, investigation cases and field activities	19
Table 8: Compliance and enforcement outcomes	19
Table 9: Enforceable Undertakings received and accepted by approval type	19
Table 10: Enforced approval revocations and suspensions by approval type	20
Table 11: Voluntary approval revocations and suspensions by approval type	20
Table 12: Recall activities for road vehicles and vehicle components	21
Table 13: Enquiries managed by the ROVER Level 1 Support team	22
Table 14: List of stakeholder engagement activities in this quarter	22
Table 15: Processing days for new vehicle type approval applications from final submission to decision in this quarter.....	23
Table 16: Processing days to decide vehicle type approval variation applications from final submission to decision in this quarter	24

About the Regulatory Report

The Regulatory Report provides statistics on Road Vehicle Standards (RVS) regulatory activities conducted by the Department of Infrastructure, Transport, Regional Development, Communications, Sport and the Arts (the department).

This report provides information on regulatory activities that occurred between January and March 2026. It also provides data on some activities that occurred during the past 12 months. Regulatory activities include the number of vehicles on the Register of Approved Vehicles (RAV), application assessment timeframes, recalls, compliance and enforcement matters, and stakeholder engagement and enquiries.

We recommend you read our findings in conjunction with the explanatory notes provided at [Appendix B](#).

Register of Approved Vehicles

Table 1: Vehicles entered on the Register of Approved Vehicles

Date	Vehicles on the RAV
1 January to 31 March 2026	329,414
Total number of vehicles	6,511,884

Source notes.

1. Number of vehicles entered on the RAV include active vehicles only.
2. Total number of vehicles on the RAV is from 1 July 2021 to 31 March 2026.
3. See [Explanatory notes](#) for details.

Application numbers

Table 2: Total number of applications decided by application type in this quarter

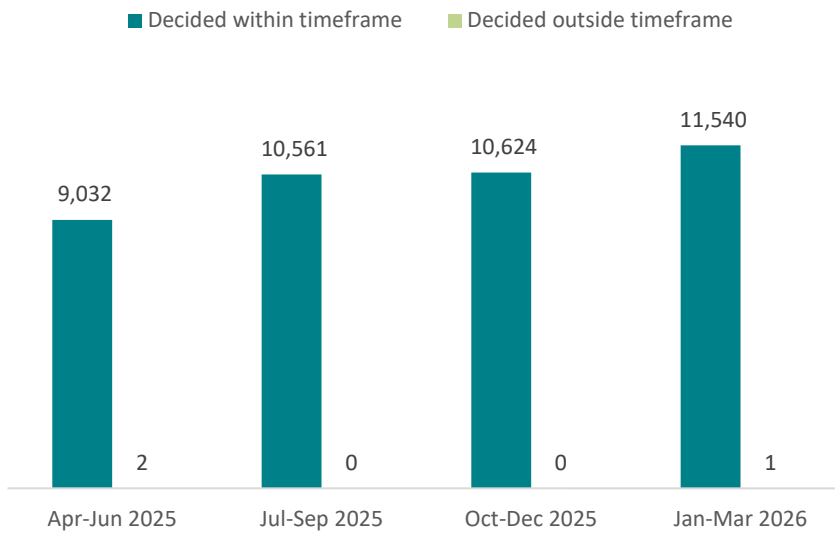
Application type	Applications decided
Vehicle type approval	832
Concessional RAV entry approval	9,427
Component type approval	151
Authorised vehicle verifier approval	2
Model Report approval	102
Registered automotive workshop approval	8
Specialist and Enthusiast Vehicles Register entry	47
Testing facility approval	40
Non-RAV entry import approval	368
Re-importation import approval	157
Advisory notice (not a road vehicle)	407
Total	11,541

Source notes.

1. Total number of all applications decided from 1 January to 31 March 2026.
2. See [Explanatory notes](#) for details.

Application assessment timeframes overview

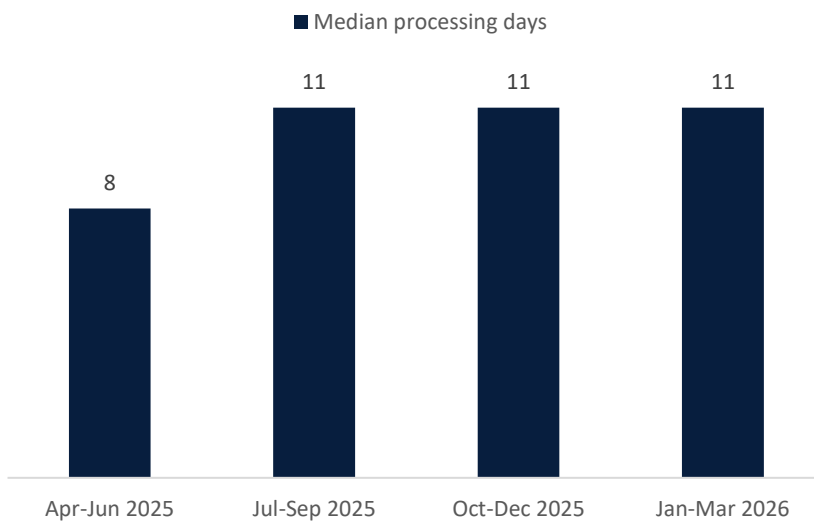
Figure 1: Total number of applications decided by legislated timeframe in the past 12 months



Source notes.

1. Total number of all applications decided from 1 April 2025 to 31 March 2026.
2. Timeframe only includes processing days from the last submission to the decision date and excludes any previous submissions for the same application.
3. See [Explanatory notes](#) for details.

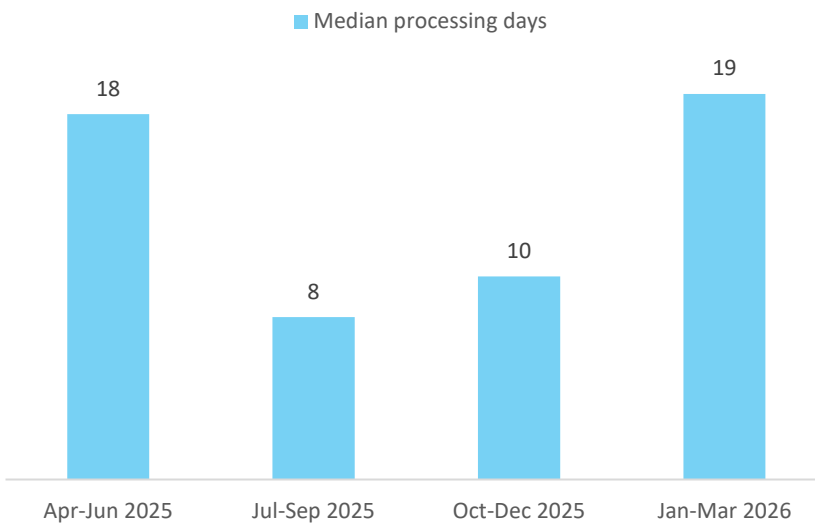
Figure 2: Median processing days for application types with a 30-day legislated timeframe in the past 12 months



Source notes.

1. Total number of all application types with a 30-day legislated decision timeframe and decided from 1 April 2025 to 31 March 2026.
2. Timeframe only includes processing days from the last submission to the decision date and excludes any previous submissions for the same application.
3. See [Explanatory notes](#) for details.

Figure 3: Median processing days for application types with a 60-day legislated timeframe in the past 12 months



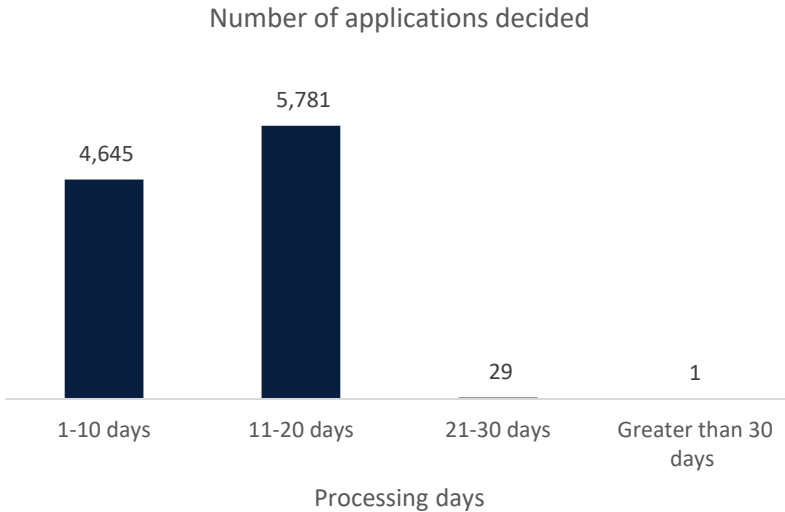
Source notes.

1. Total number of all application types with a 60-day legislated decision timeframe and decided from 1 April 2025 to 31 March 2026.
2. Timeframe only includes processing days from the last submission to the decision date and excludes any previous submissions for the same application.
3. See [Explanatory notes](#) for details.

Application assessment timeframes in this quarter

Assessment timeframes for applications with 30-day legislated timeframe

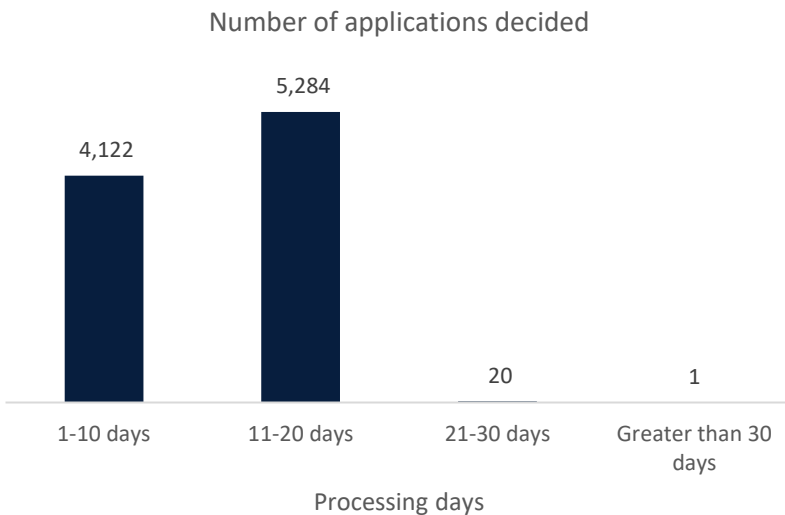
Figure 4: Processing days for all application types with a 30-day legislated timeframe in this quarter



Source notes.

1. Total number of all application types with a 30-day legislated decision timeframe and decided from 1 January to 31 March 2026.
2. Timeframe only includes processing days from the last submission to the decision date and excludes any previous submissions for the same application.
3. See [Explanatory notes](#) for details.

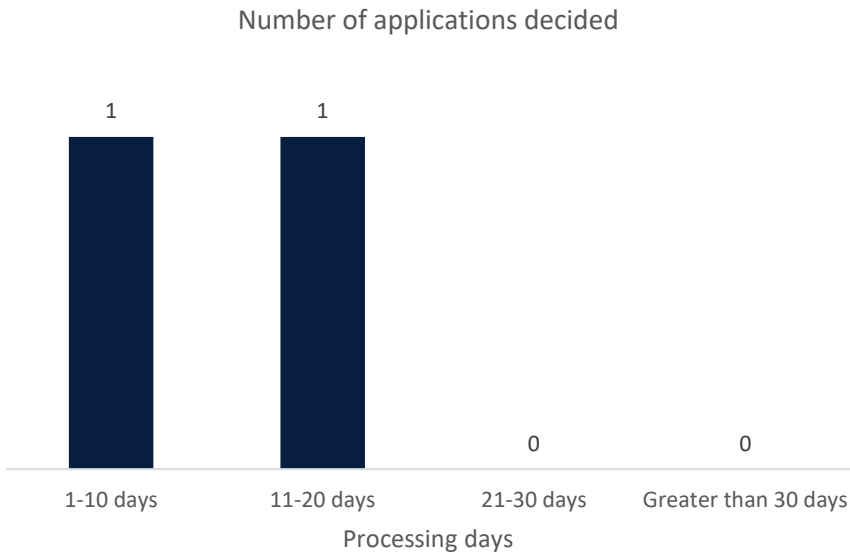
Figure 5: Processing days for concessional RAV entry approval applications in this quarter



Source notes.

1. Total number of concessional RAV entry approval applications decided from 1 January to 31 March 2026.
2. Timeframe only includes processing days from the last submission to the decision date and excludes any previous submissions for the same application.
3. See [Explanatory notes](#) for details.

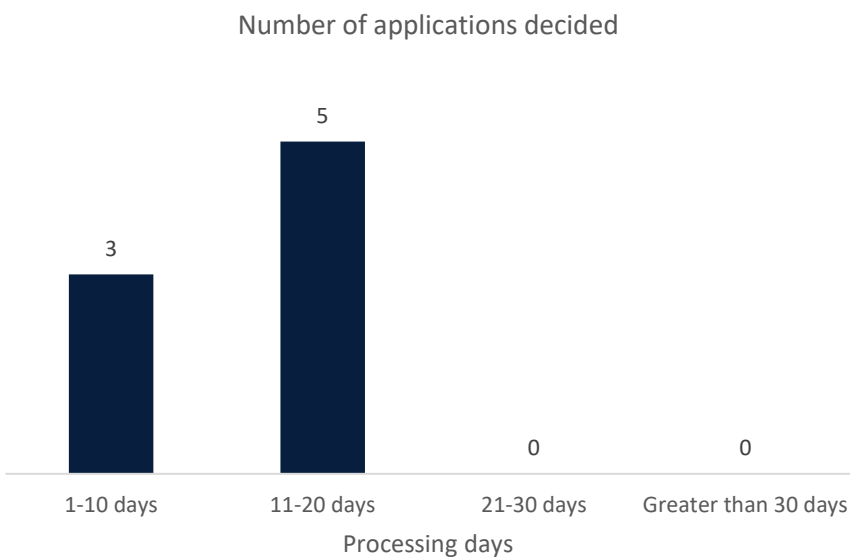
Figure 6: Processing days for authorised vehicle verifier approval applications in this quarter



Source notes.

1. Total number of authorised vehicle verifier approval applications decided from 1 January to 31 March 2026.
2. Timeframe only includes processing days from the last submission to the decision date and excludes any previous submissions for the same application.
3. See [Explanatory notes](#) for details.

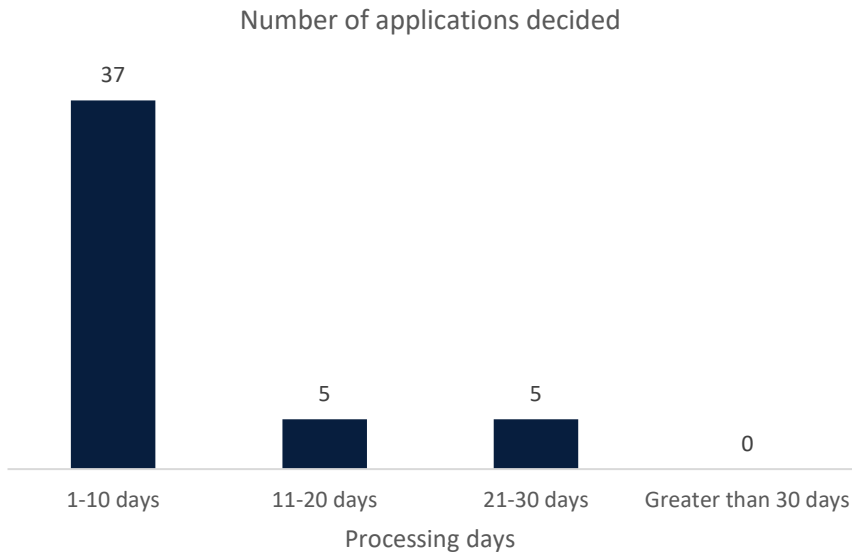
Figure 7: Processing days for registered automotive workshop approval applications in this quarter



Source notes.

1. Total number of registered automotive workshop approval applications decided from 1 January to 31 March 2026.
2. Timeframe only includes processing days from the last submission to the decision date and excludes any previous submissions for the same application.
3. See [Explanatory notes](#) for details.

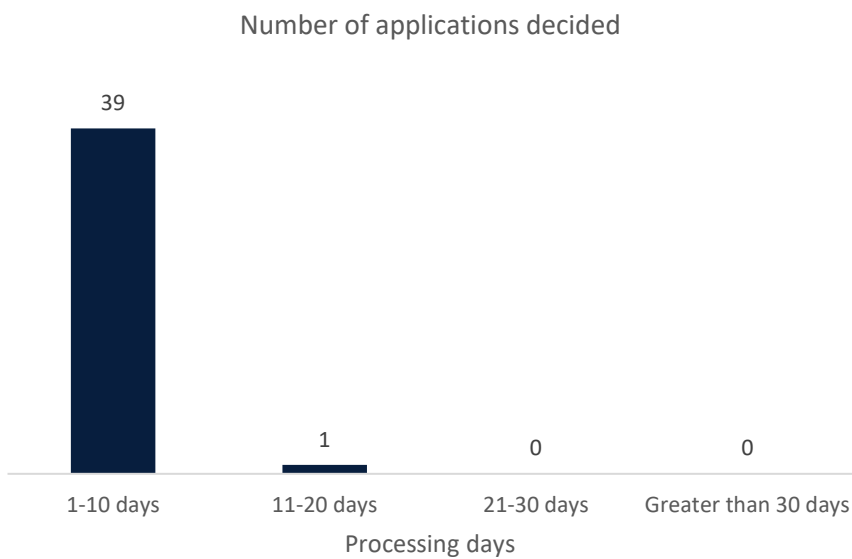
Figure 8: Processing days for Specialist and Enthusiast Vehicles Register entry applications in this quarter



Source notes.

1. Total number of Specialist and Enthusiast Vehicles Register entry approval applications decided from 1 January to 31 March 2026.
2. Timeframe only includes processing days from the last submission to the decision date and excludes any previous submissions for the same application.
3. See [Explanatory notes](#) for details.

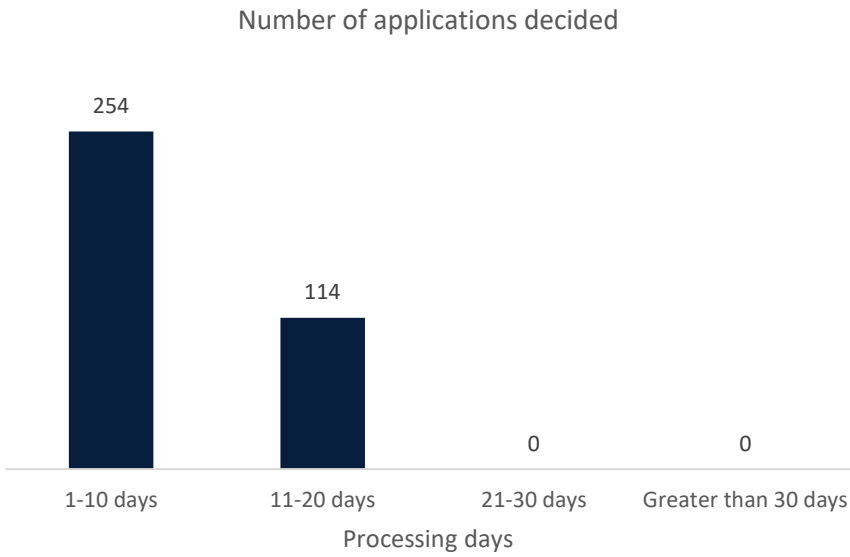
Figure 9: Processing days for testing facility approval applications in this quarter



Source notes.

1. Total number of testing facility applications decided from 1 January to 31 March 2026.
2. Timeframe only includes processing days from the last submission to the decision date and excludes any previous submissions for the same application.
3. See [Explanatory notes](#) for details.

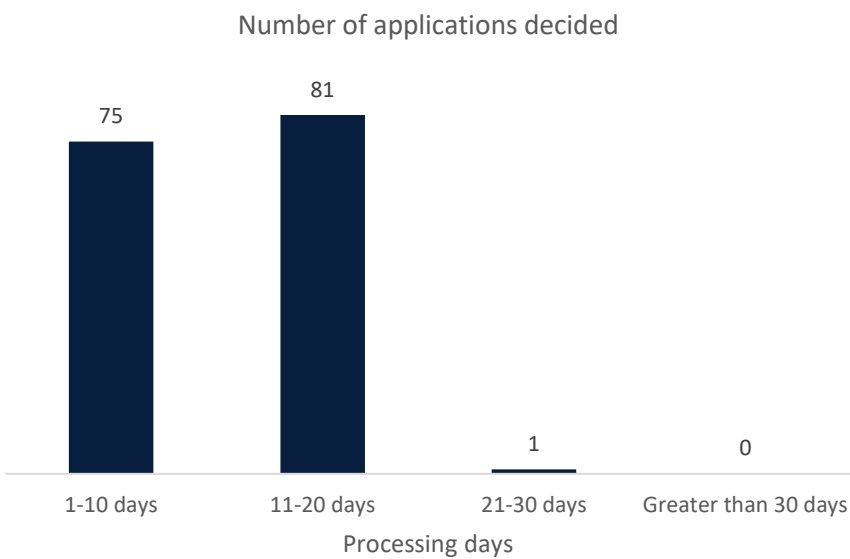
Figure 10: Processing days for non-RAV entry import approval applications in this quarter



Source notes.

1. Total number of non-RAV entry import approval applications decided from 1 January to 31 March 2026.
2. Timeframe only includes processing days from the last submission to the decision date and excludes any previous submissions for the same application.
3. See [Explanatory notes](#) for details.

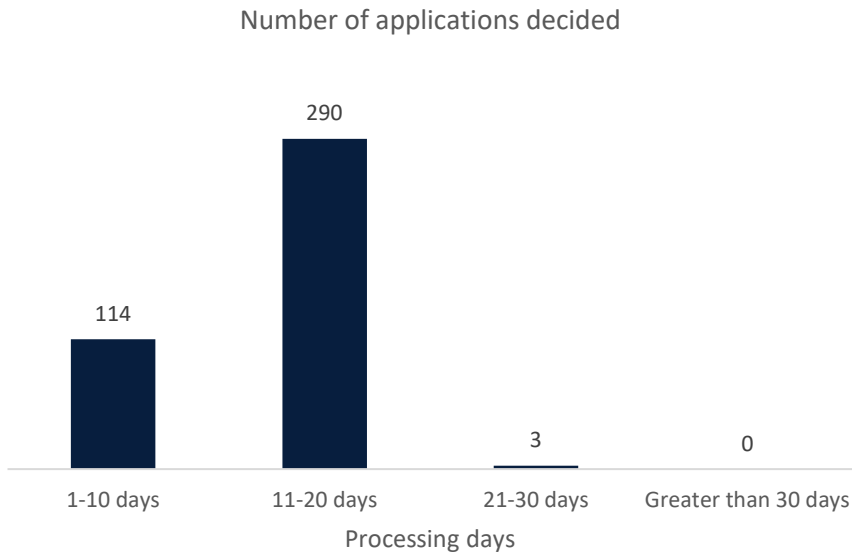
Figure 11: Processing days for re-importation import approval applications in this quarter



Source notes.

1. Total number of re-importation import approval applications decided from 1 January to 31 March 2026.
2. Timeframe only includes processing days from the last submission to the decision date and excludes any previous submissions for the same application.
3. See [Explanatory notes](#) for details.

Figure 12: Processing days for advisory notice (not a road vehicle) applications in this quarter

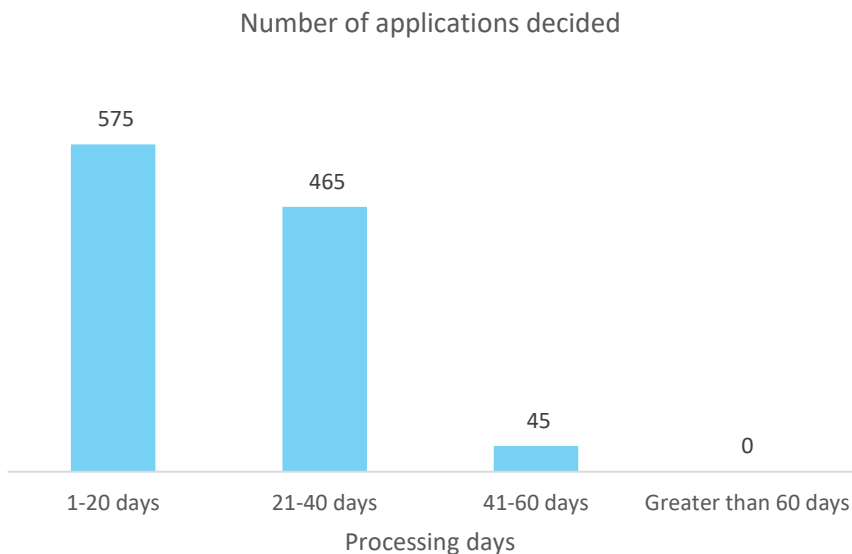


Source notes.

1. Total number of advisory notice applications decided from 1 January to 31 March 2026.
2. Timeframe only includes processing days from the last submission to the decision date and excludes any previous submissions for the same application.
3. See [Explanatory notes](#) for details.

Assessment timeframes for applications with 60-day legislated timeframe

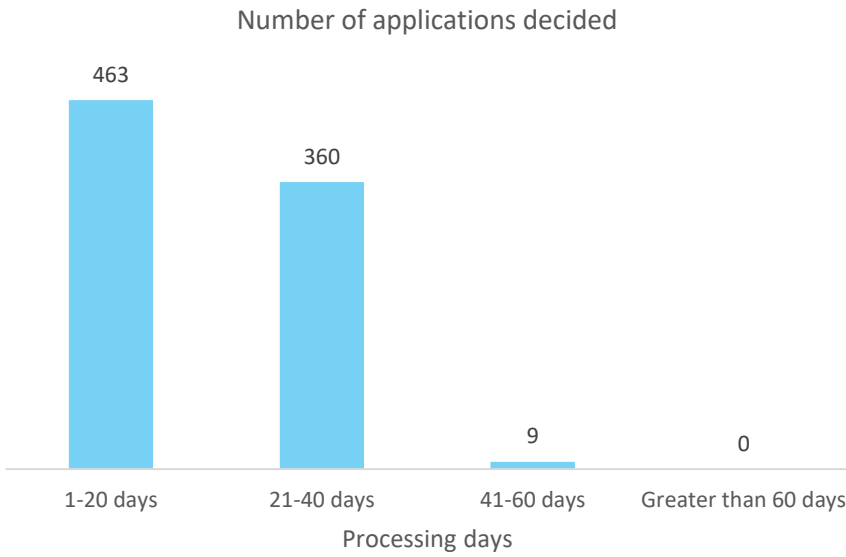
Figure 13: Processing days for all application types with a 60-day legislated timeframe in this quarter



Source notes.

1. Total number of all application types with a 60-day legislated decision timeframe and decided from 1 January to 31 March 2026.
2. Timeframe only includes processing days from the last submission to the decision date and excludes any previous submissions for the same application.
3. See [Explanatory notes](#) for details.

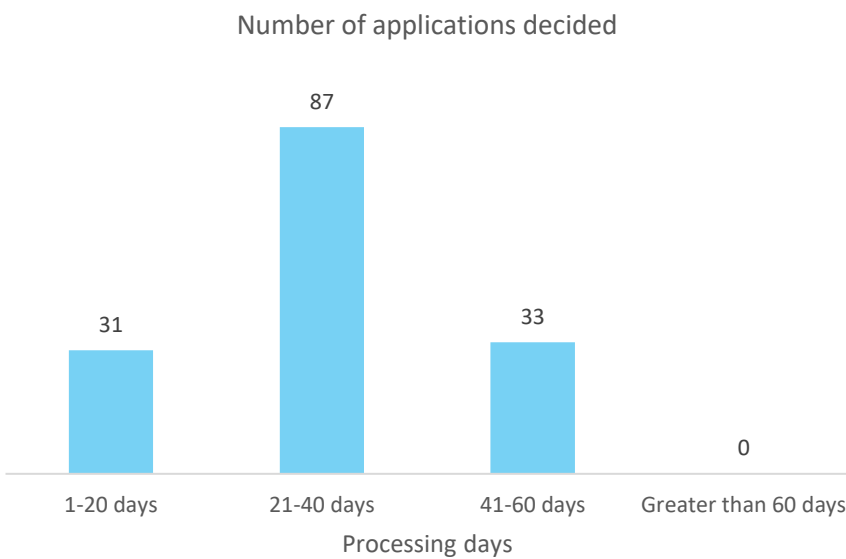
Figure 14: Processing days for vehicle type approval applications in this quarter



Source notes.

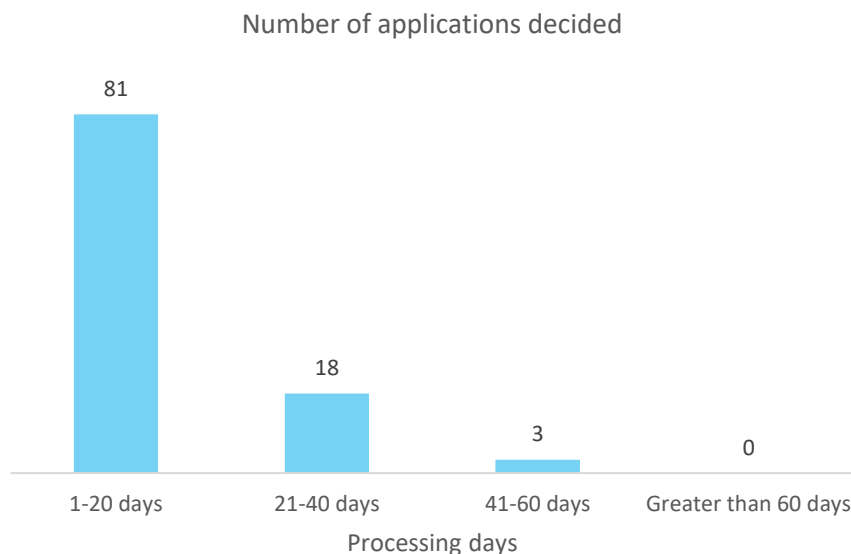
1. Total number of vehicle type approval applications decided from 1 January to 31 March 2026.
2. Timeframe only includes processing days from the last submission to the decision date and excludes any previous submissions for the same application.
3. See [Explanatory notes](#) for details.

Figure 15: Processing days for component type approval applications in this quarter



Source notes.

1. Total number of component type approval applications decided from 1 January to 31 March 2026.
2. Timeframe only includes processing days from the last submission to the decision date and excludes any previous submissions for the same application.
3. See [Explanatory notes](#) for details.

Figure 16: Processing days for Model Report approval applications in this quarter

Source notes.

1. Total number of Model Report applications decided from 1 January to 31 March 2026.
2. Timeframe only includes processing days from the last submission to the decision date and excludes any previous submissions for the same application.
3. See [Explanatory notes](#) for details.

Assessment timeframes for new applications

Table 3: Processing days for new applications from final submission to decision in this quarter

Application type	Applications decided	Average processing days	Median processing days
Vehicle type approval	287	12.7	6
Concessional RAV entry approval	9,229	11.7	12
Component type approval	145	32.9	37
Authorised vehicle verifier approval	0	0	0
Model Report approval	38	9.8	5
Registered automotive workshop approval	7	11.4	12
Specialist and Enthusiast Vehicles Register entry	47	7.8	4
Testing facility approval	32	3	2
Non-RAV entry import approval	333	7.9	8
Re-importation import approval	157	11.2	11
Advisory notice (not a road vehicle)	407	12.1	13
Total	10,682	11.8	12

Source notes.

1. Total number of applications decided from 1 January to 31 March 2026.

2. Processing days only include from the last submission to the decision date and exclude any previous submissions for the same application.
3. Median processing days is the mid-point or middle value of processing days for the application type.
4. See [Explanatory notes](#) for details.

Table 4: Processing days to decide new applications, including all previous submissions in this quarter

Application type	Applications decided	Average processing days	Median processing days
Vehicle type approval	287	16.6	10
Concessional RAV entry approval	9,229	11.9	12
Component type approval	145	32.9	37
Authorised vehicle verifier approval	0	0	0
Model Report approval	38	26.4	25.5
Registered automotive workshop approval	7	11.4	12
Specialist and Enthusiast Vehicles Register entry	47	8.6	5
Testing facility approval	32	3.3	2.5
Non-RAV entry import approval	333	8.1	8
Re-importation import approval	157	11.7	11
Advisory notice (not a road vehicle)	407	12.3	13
Total	10,682	12.2	12

Source notes.

1. Total number of applications decided from 1 January to 31 March 2026.
2. Processing days include from the first submission to a decision.
3. Median processing days is the mid-point or middle value of processing days for the application type.
4. See [Explanatory notes](#) for details.

Table 5: Percentage of withdrawn and resubmitted new applications in this quarter by application type

Application type	Applications submitted only once	Applications withdrawn and resubmitted
Vehicle type approval	82.9%	17.1%
Concessional RAV entry approval	96.8%	3.2%
Component type approval	97.9%	2.1%
Authorised vehicle verifier	0%	0%
Model Report	23.7%	76.3%
Registered automotive workshop	100%	0%
Specialist and Enthusiast Vehicles Register entry	89.4%	10.6%
Testing facility approval	75%	25%
Non-RAV entry import approval	97.6%	2.4%

Application type	Applications submitted only once	Applications withdrawn and resubmitted
Re-importation import approval	96.2%	3.8%
Advisory notice (not a road vehicle)	98.3%	1.7%
Total	96.2%	3.8%

Source notes.

1. Total number of applications decided from 1 January to 31 March 2026.
2. See [Explanatory notes](#) for details.

Assessment timeframes for applications to vary an approval

Table 6: Processing days to decide variation applications in this quarter

Application type	Applications decided	Average processing days	Median processing days
Vehicle type approval	545	18.2	27
Concessional RAV entry approval	198	2.5	1
Component type approval	6	37.2	41
Authorised vehicle verifier	2	11	11
Model Report	64	10.7	3
Registered automotive workshop	1	13	13
Specialist and Enthusiast Vehicles Register entry	0	0	0
Testing facility approval	8	2.5	2.5
Non-RAV entry import approval	35	2	1
Re-importation import approval	0	0	0
Advisory notice (not a road vehicle)	0	0	0
Total	859	13.3	6

Source notes.

1. Total number of variation applications decided from 1 January to 31 March 2026.
2. Processing days only include from the last submission to a decision and exclude any previous submissions for the same application.
3. Median processing days is the mid-point or middle value of processing days for the application type.
4. See [Explanatory notes](#) for details.

Compliance and enforcement matters

Table 7: Non-compliance reports, investigation cases and field activities

Activity	Jan-Dec 2025	Jan-Mar 2026
Reports of non-compliance received	396	102
Non-compliance reports closed	407	101
New investigation cases opened	152	21
Investigation cases closed	125	27
Separate field activities undertaken	61	19

Source notes.

1. See [Explanatory notes](#) for details.

Table 8: Compliance and enforcement outcomes

Activity	Jan-Dec 2025	Jan-Mar 2026
Infringement notices issued	3	1
Enforceable Undertakings received and accepted	3	0
Approval revocations – enforced	22	0
Approval suspensions – enforced	1,410	0

Source notes.

1. See [Explanatory notes](#) for details.

Table 9: Enforceable Undertakings received and accepted by approval type

Activity	Jan-Dec 2025	Jan-Mar 2026
Vehicle type approval	2	0
Concessional RAV entry approval	0	0
Component type approval	0	0
Authorised vehicle verifier approval	0	0
Model Report approval	0	0
Registered automotive workshop approval	1	0
Testing facility approval	0	0
Non-RAV entry import approval	0	0
Re-importation import approval	0	0
Total	3	0

Source notes.

1. See [Explanatory notes](#) for details.

Table 10: Enforced approval revocations and suspensions by approval type

Approval type	Jan-Dec 2025		Jan-Mar 2026	
	Enforced revocations	Enforced suspensions	Enforced revocations	Enforced suspensions
Vehicle type approval	0	1409	0	0
Concessional RAV entry approval	1	0	0	0
Component type approval	1	0	0	0
Authorised vehicle verifier approval	2	0	0	0
Model Report approval	0	0	0	0
Registered automotive workshop approval	9	1	0	0
Testing facility approval	9	0	0	0
Non-RAV entry import approval	0	0	0	0
Re-importation import approval	0	0	0	0
Total	22	1,410	0	0

Source notes.

1. See [Explanatory notes](#) for details.

Table 11: Voluntary approval revocations and suspensions by approval type

Approval type	Jan-Dec 2025		Jan-Mar 2026	
	Voluntary revocations	Voluntary suspensions	Voluntary revocations	Voluntary suspensions
Vehicle type approval	115	25	25	1
Concessional RAV entry approval	239	1	37	0
Component type approval	9	4	0	0
Authorised vehicle verifier approval	5	1	3	0
Model Report approval	9	19	0	1
Registered automotive workshop approval	10	1	1	0
Testing facility approval	5	0	1	0
Non-RAV entry import approval	81	0	47	0
Re-importation import approval	1	0	0	0
Total	474	51	114	2

Source notes.

1. Voluntary revocations and suspensions are made by the approval holder and not by the department.
2. See [Explanatory notes](#) for details.

Recalls

Table 12: Recall activities for road vehicles and vehicle components

Activity	Jan-Dec 2025	Jan-Mar 2026
Voluntary recalls published	238	55
Risk assessment reviews	1,897	564
Recalls performance review escalations	246	58
Vehicle Identification Number list updates	139	24

Source notes.

1. See [Explanatory notes](#) for details.

Stakeholder engagement and management

Table 13: Enquiries managed by the ROVER Level 1 Support team

Enquiry type	Jan-Dec 2025	Jan-Mar 2026
Emails	33,248	7,074
Phone calls	28,210	6,556
Total	61,558	13,630

Source notes.

1. See [Explanatory notes](#) for details.

Table 14: List of stakeholder engagement activities in this quarter

Activity	Dates
NHVR meetings	6 February, 23 March, 25 March
NEVDIS/Austrroads meeting	11 February
AIMVIA meeting	12 February
RVSA Industry Webinar	26 February
RVSA Jurisdictions Webinars	3 March

Source notes.

1. See [Explanatory notes](#) for details.

Appendix A – Vehicle type approval applications processing days by vehicle category

Table 15: Processing days for new vehicle type approval applications from final submission to decision in this quarter

Vehicle category	Applications decided	Average processing days	Median processing days
LA - Moped - 2 Wheels	0	0	0
LB - Moped - 3 Wheels	0	0	0
LC - Motor Cycle	19	5.2	3
LD - Motor Cycle and Side-Car	0	0	0
LEG - 3 Wheeled L-group Vehicles	0	0	0
LEM - 3 Wheeled L-group Vehicles	1	1	1
LEP - 3 Wheeled L-group Vehicles	0	0	0
MA - Passenger Vehicle	20	7.7	4
MB - Forward-Control Passenger Vehicle	0	0	0
MC - Off-Road Passenger Vehicle	3	11.3	3
MD1 - Light Omnibus	0	0	0
MD2 - Light Omnibus	0	0	0
MD3 - Light Omnibus	1	5	5
MD4 - Light Omnibus	0	0	0
ME - Heavy Omnibus	8	21.5	28.5
NA - Light Goods Vehicle	13	12.5	15
NB1 - Medium Goods Vehicle	20	17.5	19
NB2 - Medium Goods Vehicle	9	13.7	7
NC - Heavy Goods Vehicle	16	16.5	17
TA - Very Light Trailer	22	15.5	14
TB - Light Trailer	101	12.1	6
TC - Medium Trailer	35	10.3	6
TD - Heavy Trailer	19	18.2	20
Total	287	12.7	6

Source notes.

1. Total number of applications decided from 1 January to 31 March 2026.
2. Processing days only include from the last submission to the decision date and exclude any previous submissions for the same application.
3. Median processing days is the mid-point or middle value of processing days for the application type.

4. See [Explanatory notes](#) for details.

Table 16: Processing days to decide vehicle type approval variation applications from final submission to decision in this quarter

Vehicle category	Applications decided	Average processing days	Median processing days
LA - Moped - 2 Wheels	1	3	3
LB - Moped - 3 Wheels	0	0	0
LC - Motor Cycle	15	15.4	13
LD - Motor Cycle and Side-Car	0	0	0
LEG - 3 Wheeled L-group Vehicles	0	0	0
LEM - 3 Wheeled L-group Vehicles	1	13	13
LEP - 3 Wheeled L-group Vehicles	0	0	0
MA - Passenger Vehicle	75	13.6	9
MB - Forward-Control Passenger Vehicle	0	0	0
MC - Off-Road Passenger Vehicle	14	10.9	6
MD1 - Light Omnibus	0	0	0
MD2 - Light Omnibus	0	0	0
MD3 - Light Omnibus	1	11	11
MD4 - Light Omnibus	0	0	0
ME - Heavy Omnibus	12	17.7	19.5
NA - Light Goods Vehicle	22	12.4	8
NB1 - Medium Goods Vehicle	32	21.3	29
NB2 - Medium Goods Vehicle	16	12.1	5.5
NC - Heavy Goods Vehicle	50	17	19
TA - Very Light Trailer	7	1	1
TB - Light Trailer	79	9.1	1
TC - Medium Trailer	26	15.2	4.5
TD - Heavy Trailer	194	26.5	29
Total	545	18.2	27

Source notes.

1. Total number of variation applications decided from 1 January to 31 March 2026.
2. Processing days only include from the last submission to the decision date and exclude any previous submissions for the same application.
3. Median processing days is the mid-point or middle value of processing days for the application type.
4. See [Explanatory notes](#) for details.

Appendix B – Explanatory notes

Register of Approved Vehicles

Data on the RAV was sourced from ROVER on 8 April 2026.

The number of vehicles entered on the Register of Approved Vehicles (RAV) includes active vehicles only. The term ‘active vehicles’ refer to vehicles on the RAV at the time the data is sourced from ROVER.

Occasionally, vehicles are requested to be removed from the RAV and when this happens, they are made inactive. Therefore, this report includes data on active vehicles only to provide a more accurate representation of the number of vehicles on the RAV.

Applications and assessment data source and reporting period

Data on applications and their assessment was sourced from ROVER via the department’s Ready Access to Data Analytics and Reporting (RADAR) data management system on 2 April 2026. It includes data on decided applications (new, varied and resubmitted) and excludes data on applications still under assessment.

New and variation applications

A new application is an application that has been submitted for the first time.

A variation application is when an approval holder applies to make a change to an existing approval.

Application assessment day and legislated timeframes

An assessment day is counted as a business day in the Australian Capital Territory. A business day under section 5 of the [Road Vehicle Standard Rules 2019](#) means a day that is not a Saturday, Sunday or public holiday in the Australian Capital Territory.

The processing time starts the day after the date the application is submitted and paid. However, if an application was submitted, assessed and decided on the same day, it is counted as one processing day.

The assessment clock pauses when the department makes a request for information (RFI) and then resumes after the applicant responds to the RFI.

The RVS legislation does not apply a formal timeframe for the department to assess variation applications. However, the department assesses variation applications in line with the legislated timeframe for each applications type.

The legislated timeframe for processing vehicle type approval, component type approval and Model Report approval applications is 60 business days. All other application types are 30 business days, including advisory notices, which are subject to a service charter timeframe of 30 business days.

Application decision types

The types of decisions that can be made on an application include the following:

- grant an approval
- refuse to grant an approval
- enter a vehicle on the Specialist and Enthusiast Vehicles Register
- refuse to enter a vehicle on the Specialist and Enthusiast Vehicles Register

- issue an advisory notice that a thing is not a road vehicle
- refuse to issue an advisory notice that a thing is not a road vehicle
- refuse to consider an application.

Compliance and enforcement

Data on compliance and enforcement activities was sourced from ROVER on 2 April 2026.

An approval revocation or suspension can be enforced or voluntary.

An enforced revocation or suspension occurs when the department decides, in certain circumstances, that an approval should be revoked or suspended.

An approval holder may voluntarily request to have their approval suspended or revoked for several reasons. An approval holder may decide to suspend or revoke their approval after having discussions with the department, if they are making substantial changes to their business operations or decide not to continue with the purchase or import of a vehicle.

Compulsory and voluntary recalls

Data on compulsory and voluntary recalls was sourced from ROVER on 7 April 2026.

A compulsory recall occurs (rarely) when the Minister exercises the power to issue a compulsory notice for road vehicles or approved road vehicle components of a particular kind where it appears such vehicles or components:

- will or may cause injury to any person through use (or misuse), or
- do not or it is likely that they do not comply with relevant standards, and
- one or more suppliers of such vehicles or such components have not taken satisfactory action to prevent injury or resolve non-compliance.

A voluntary recall is usually undertaken by the entity, whether an individual in business or a company, responsible for the supply of a vehicle or component for the first time to the Australian market through trade or commerce. However, it may also be appropriate for another entity in the supply chain to undertake the recall action.

Published recalls

Data on published recalls was sourced from ROVER on 7 April 2026.

Recalls are notified to the department, the hazard and defect wording is negotiated with (and agreed to by) suppliers, and the recall is prioritised based on a risk assessment to establish performance benchmarks that inform performance monitoring until closed.

Recalls identified in performance reviews

Sections of the industry are audited to establish recall underperformance and conduct performance discussions. The data has been drawn from the audit findings.

Risk Assessment Reviews

Risk assessments for open recalls are periodically reviewed to maintain their current priority, which informs performance review action.

Enquiries

Enquiries include those received by the ROVER Level 1 Support team. Enquiry data was sourced from ROVER, the department's telephony system and emails on 2 April 2026.

Stakeholder engagement activities

Stakeholder engagement activities include events that were either hosted by the Vehicle Safety Operations Branch or Vehicle Safety Policy and Partnerships Branch or organised by an external RVS stakeholder. This report does not include stakeholder consultation activities relating to specific activities, for example, vehicle standards being made or amended or framework reviews.