



Australian Government

Department of Infrastructure, Transport,  
Regional Development, Communications, Sport and the Arts

# The Regulatory Report – Issue 6

## Road Vehicle Standards legislation

January 2026

© Commonwealth of Australia 2026  
January 2026 / INFRASTRUCTURE 2026

### **Ownership of intellectual property rights in this publication**

Unless otherwise noted, copyright (and any other intellectual property rights, if any) in this publication is owned by the Commonwealth of Australia (referred to below as the Commonwealth).

### **Disclaimer**

The material contained in this publication is made available on the understanding that the Commonwealth is not providing professional advice, and that users exercise their own skill and care with respect to its use, and seek independent advice if necessary.

The Commonwealth makes no representations or warranties as to the contents or accuracy of the information contained in this publication. To the extent permitted by law, the Commonwealth disclaims liability to any person or organisation in respect of anything done, or omitted to be done, in reliance upon information contained in this publication.

### **Use of the Coat of Arms**

The Department of the Prime Minister and Cabinet sets the terms under which the Coat of Arms is used. Please refer to the Commonwealth Coat of Arms - Information and Guidelines publication available at <http://www.pmc.gov.au>.

### **Contact us**

This publication is available in PDF format. All other rights are reserved, including in relation to any departmental logos or trademarks which may exist. For enquiries regarding the licence and any use of this publication, please contact:

Director  
Vehicle Safety Operations Branch  
Department of Infrastructure, Transport, Regional Development, Communications, Sport and the Arts  
PO Box 594  
Canberra ACT 2601  
Australia

Email: [ROVERinfo@infrastructure.gov.au](mailto:ROVERinfo@infrastructure.gov.au)

Website: [www.infrastructure.gov.au](http://www.infrastructure.gov.au)

# Table of contents

<b>About the Regulatory Report</b>	<b>5</b>
<b>Register of Approved Vehicles</b>	<b>6</b>
<b>Application numbers</b>	<b>7</b>
<b>Application assessment timeframes overview</b>	<b>8</b>
<b>Application assessment timeframes in this quarter</b>	<b>10</b>
Assessment timeframes for applications with 30-day legislated timeframe	10
Assessment timeframes for applications with 60-day legislated timeframe	14
Assessment timeframes for new applications	16
Assessment timeframes for applications to vary an approval	18
<b>Compliance and enforcement matters</b>	<b>19</b>
<b>Recalls</b>	<b>21</b>
<b>Stakeholder engagement and management</b>	<b>22</b>
<b>Appendix A – Vehicle type approval applications processing days by vehicle category</b>	<b>23</b>
<b>Appendix B – Explanatory notes</b>	<b>25</b>
Register of Approved Vehicles	25
Applications and assessment data source and reporting period	25
New and variation applications	25
Application assessment day and legislated timeframes	25
Application decision types	25
Compliance and enforcement	26
Compulsory and voluntary recalls	26
Published recalls	26
Recalls identified in performance reviews	26
Risk Assessment Reviews	26
Enquiries	27
Stakeholder engagement activities	27

## List of figures and tables

Table 1: Vehicles entered on the Register of Approved Vehicles .....	6
Table 2: Total number of applications decided by application type in this quarter .....	7
Figure 1: Total number of applications decided by legislated timeframe in the past 12 months .....	8
Figure 2: Median processing days for application types with a 30-day legislated timeframe in the past 12 months.....	8
Figure 3: Median processing days for application types with a 60-day legislated timeframe in the past 12 months.....	9

Figure 4: Processing days for all application types with a 30-day legislated timeframe in this quarter .....	10
Figure 5: Processing days for concessional RAV entry approval applications in this quarter .....	10
Figure 6: Processing days for authorised vehicle verifier approval applications in this quarter .....	11
Figure 7: Processing days for registered automotive workshop approval applications in this quarter .....	11
Figure 8: Processing days for Specialist and Enthusiast Vehicles Register entry applications in this quarter ....	12
Figure 9: Processing days for testing facility approval applications in this quarter .....	12
Figure 10: Processing days for non-RAV entry import approval applications in this quarter .....	13
Figure 11: Processing days for re-importation import approval applications in this quarter .....	13
Figure 12: Processing days for advisory notice (not a road vehicle) applications in this quarter .....	14
Figure 13: Processing days for all application types with a 60-day legislated timeframe in this quarter .....	14
Figure 14: Processing days for vehicle type approval applications in this quarter .....	15
Figure 15: Processing days for component type approval applications in this quarter .....	15
Figure 16: Processing days for Model Report approval applications in this quarter .....	16
Table 3: Processing days for new applications from final submission to decision in this quarter .....	16
Table 4: Processing days to decide new applications, including all previous submissions in this quarter .....	17
Table 5: Percentage of withdrawn and resubmitted new applications in this quarter by application type .....	17
Table 6: Processing days to decide variation applications in this quarter .....	18
Table 7: Non-compliance reports, investigation cases and field activities .....	19
Table 8: Compliance and enforcement outcomes .....	19
Table 9: Enforceable Undertakings received and accepted by approval type .....	19
Table 10: Enforced approval revocations and suspensions by approval type .....	20
Table 11: Voluntary approval revocations and suspensions by approval type .....	20
Table 12: Recall activities for road vehicles and vehicle components .....	21
Table 13: Enquiries managed by the ROVER Level 1 Support team .....	22
Table 14: List of stakeholder engagement activities in this quarter .....	22
Table 15: Processing days for new vehicle type approval applications from final submission to decision in this quarter .....	23
Table 16: Processing days to decide vehicle type approval variation applications from final submission to decision in this quarter .....	24

# About the Regulatory Report

The Regulatory Report provides statistics on Road Vehicle Standards (RVS) regulatory activities conducted by the Department of Infrastructure, Transport, Regional Development, Communications, Sport and the Arts (the department).

This report provides information on regulatory activities that occurred between October and December 2025. It also provides data on some activities that occurred during the past 12 months. Regulatory activities include the number of vehicles on the Register of Approved Vehicles (RAV), application assessment timeframes, recalls, compliance and enforcement matters, and stakeholder engagement and enquiries.

We recommend you read our findings in conjunction with the explanatory notes provided at [Appendix B](#).

# Register of Approved Vehicles

**Table 1: Vehicles entered on the Register of Approved Vehicles**

Date	Vehicles on the RAV
1 October to 31 December 2025	436,607
Total number of vehicles	6,182,460

Source notes.

1. Number of vehicles entered on the RAV include active vehicles only.
2. Total number of vehicles on the RAV is from 1 July 2021 to 31 December 2025.
3. See [Explanatory notes](#) for details.

# Application numbers

**Table 2: Total number of applications decided by application type in this quarter**

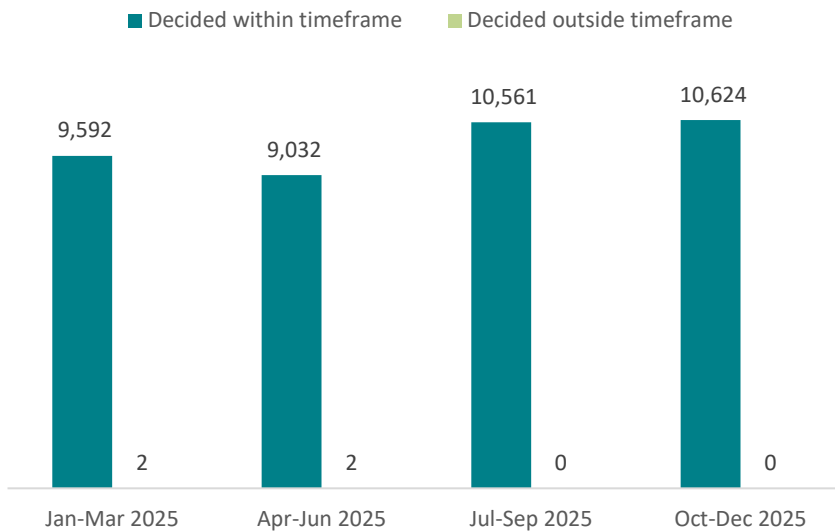
Application type	Applications decided
Vehicle type approval	1,181
Concessional RAV entry approval	8,122
Component type approval	68
Authorised vehicle verifier approval	5
Model Report approval	137
Registered automotive workshop approval	13
Specialist and Enthusiast Vehicles Register entry	65
Testing facility approval	38
Non-RAV entry import approval	415
Re-importation import approval	139
Advisory notice (not a road vehicle)	441
<b>Total</b>	<b>10,624</b>

Source notes.

1. Total number of all applications decided from 1 October to 31 December 2025.
2. See [Explanatory notes](#) for details.

# Application assessment timeframes overview

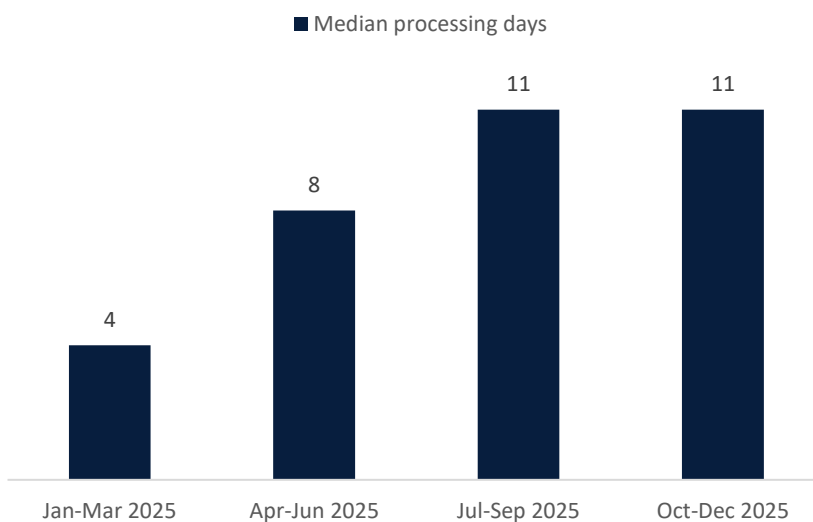
**Figure 1: Total number of applications decided by legislated timeframe in the past 12 months**



Source notes.

1. Total number of all applications decided from 1 January 2025 to 31 December 2025.
2. Timeframe only includes processing days from the last submission to the decision date and excludes any previous submissions for the same application.
3. See [Explanatory notes](#) for details.

**Figure 2: Median processing days for application types with a 30-day legislated timeframe in the past 12 months**

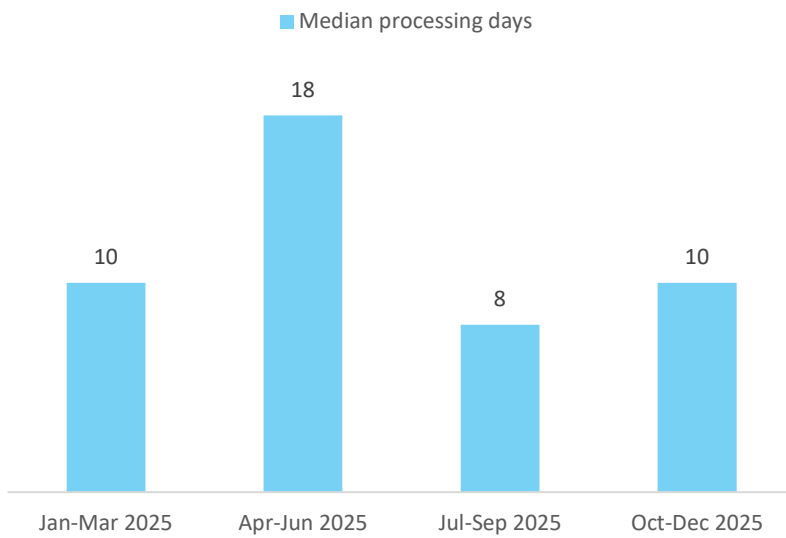


Source notes.

1. Total number of all application types with a 30-day legislated decision timeframe and decided from 1 January 2025 to 31 December 2025.
2. Timeframe only includes processing days from the last submission to the decision date and excludes any previous submissions for the same application.
3. See [Explanatory notes](#) for details.



**Figure 3: Median processing days for application types with a 60-day legislated timeframe in the past 12 months**



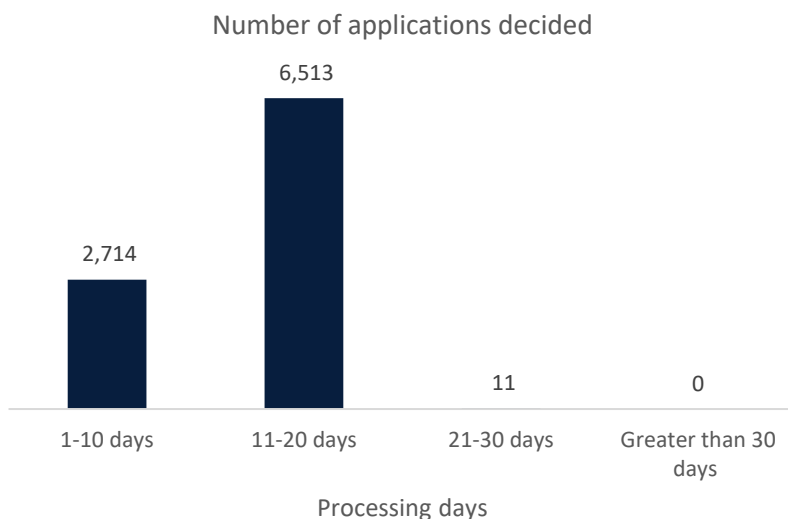
Source notes.

1. Total number of all application types with a 60-day legislated decision timeframe and decided from 1 January 2025 to 31 December 2025.
2. Timeframe only includes processing days from the last submission to the decision date and excludes any previous submissions for the same application.
3. See [Explanatory notes](#) for details.

## Application assessment timeframes in this quarter

### Assessment timeframes for applications with 30-day legislated timeframe

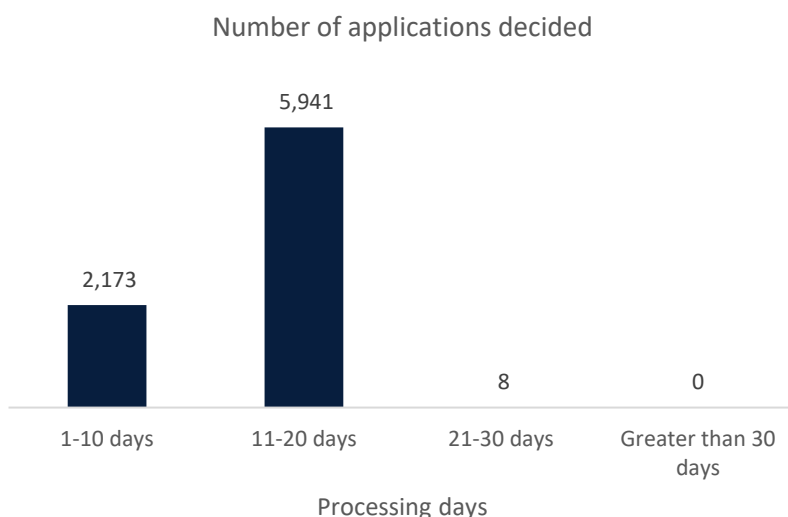
**Figure 4: Processing days for all application types with a 30-day legislated timeframe in this quarter**



Source notes.

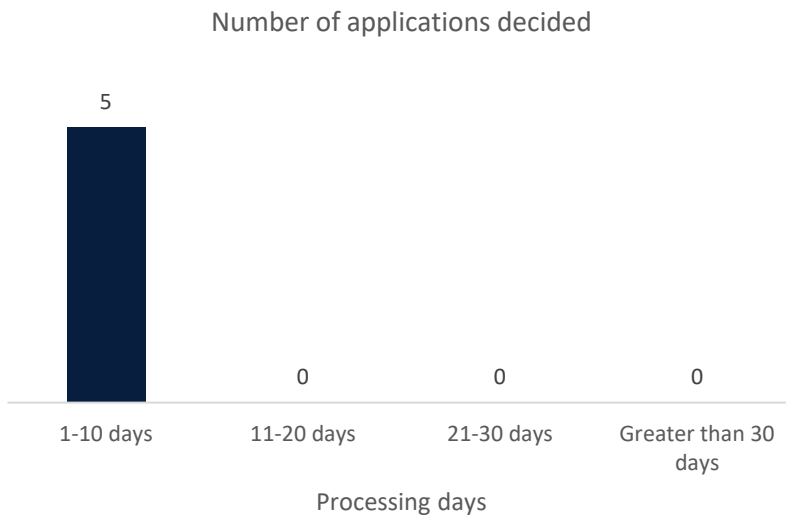
1. Total number of all application types with a 30-day legislated decision timeframe and decided from 1 October to 31 December 2025.
2. Timeframe only includes processing days from the last submission to the decision date and excludes any previous submissions for the same application.
3. See [Explanatory notes](#) for details.

**Figure 5: Processing days for concessional RAV entry approval applications in this quarter**



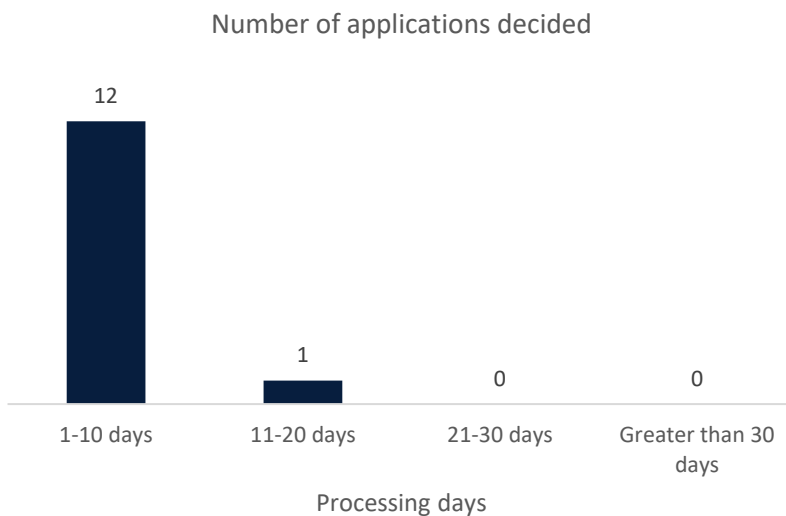
Source notes.

1. Total number of concessional RAV entry approval applications decided from 1 October to 31 December 2025.
2. Timeframe only includes processing days from the last submission to the decision date and excludes any previous submissions for the same application.
3. See [Explanatory notes](#) for details.

**Figure 6: Processing days for authorised vehicle verifier approval applications in this quarter**

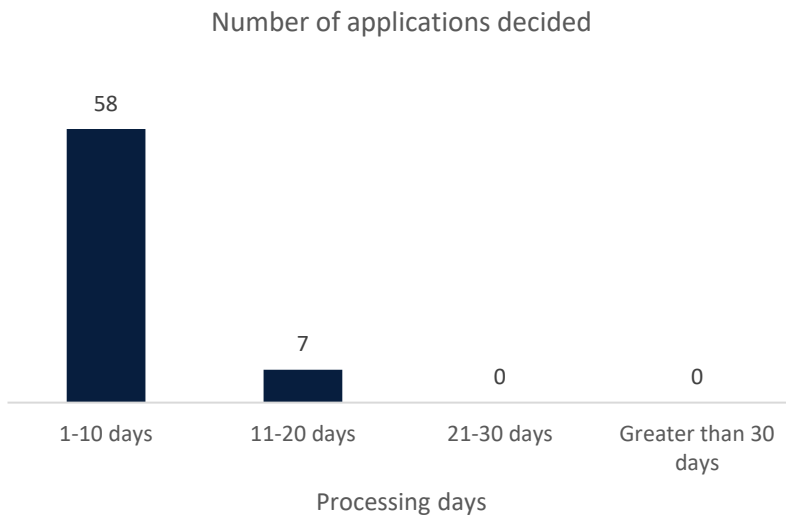
Source notes.

1. Total number of authorised vehicle verifier approval applications decided from 1 October to 31 December 2025.
2. Timeframe only includes processing days from the last submission to the decision date and excludes any previous submissions for the same application.
3. See [Explanatory notes](#) for details.

**Figure 7: Processing days for registered automotive workshop approval applications in this quarter**

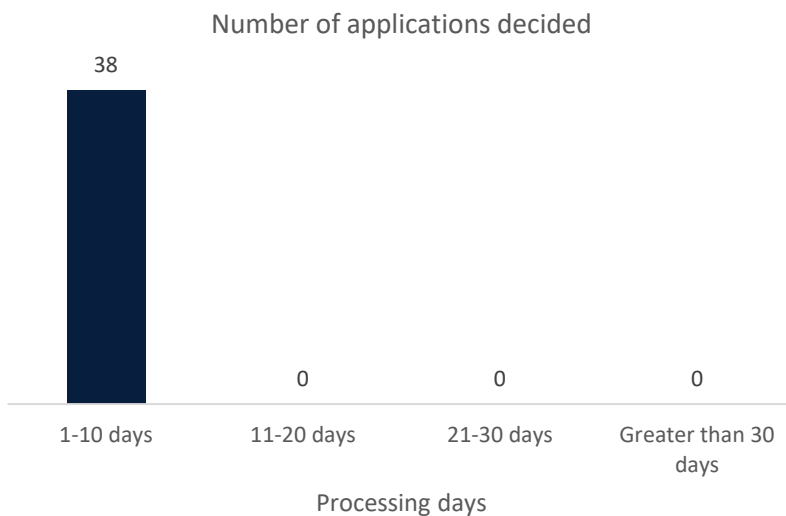
Source notes.

1. Total number of registered automotive workshop approval applications decided from 1 October to 31 December 2025.
2. Timeframe only includes processing days from the last submission to the decision date and excludes any previous submissions for the same application.
3. See [Explanatory notes](#) for details.

**Figure 8: Processing days for Specialist and Enthusiast Vehicles Register entry applications in this quarter**

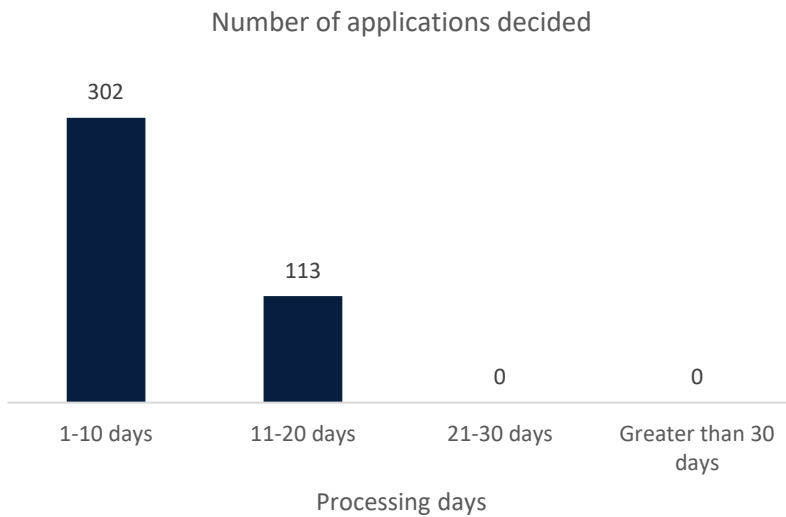
Source notes.

1. Total number of Specialist and Enthusiast Vehicles Register entry approval applications decided from 1 October to 31 December 2025.
2. Timeframe only includes processing days from the last submission to the decision date and excludes any previous submissions for the same application.
3. See [Explanatory notes](#) for details.

**Figure 9: Processing days for testing facility approval applications in this quarter**

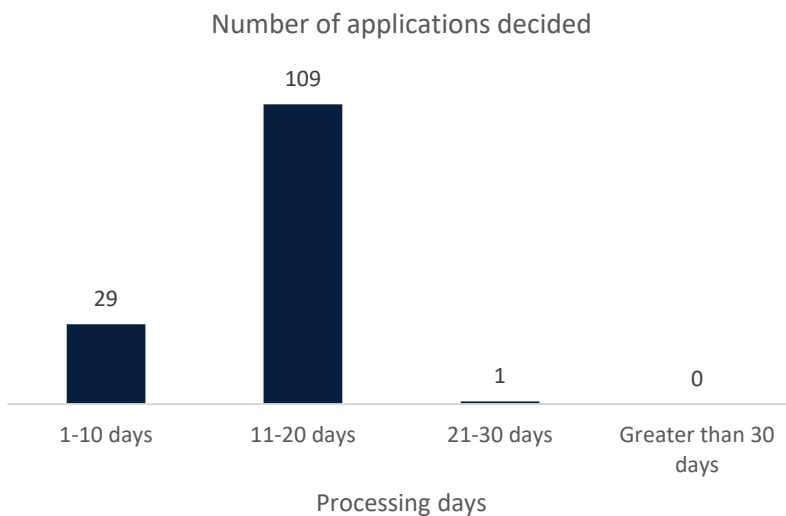
Source notes.

1. Total number of testing facility applications decided from 1 October to 31 December 2025.
2. Timeframe only includes processing days from the last submission to the decision date and excludes any previous submissions for the same application.
3. See [Explanatory notes](#) for details.

**Figure 10: Processing days for non-RAV entry import approval applications in this quarter**

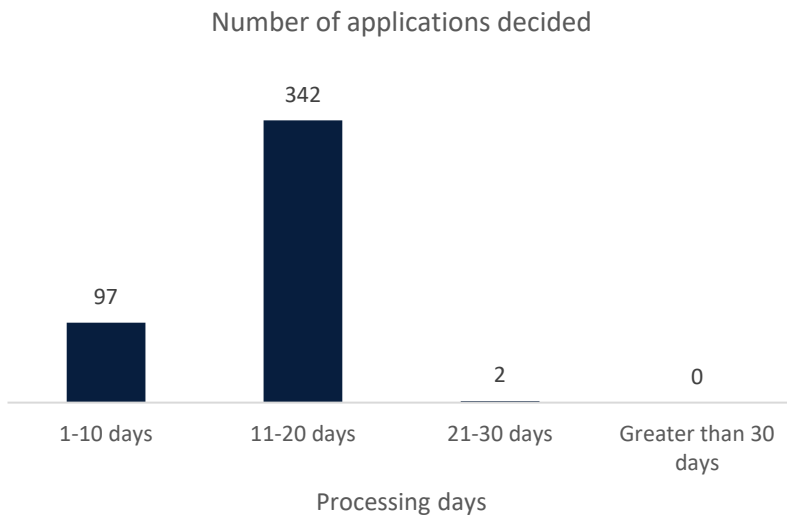
Source notes.

1. Total number of non-RAV entry import approval applications decided from 1 October to 31 December 2025.
2. Timeframe only includes processing days from the last submission to the decision date and excludes any previous submissions for the same application.
3. See [Explanatory notes](#) for details.

**Figure 11: Processing days for re-importation import approval applications in this quarter**

Source notes.

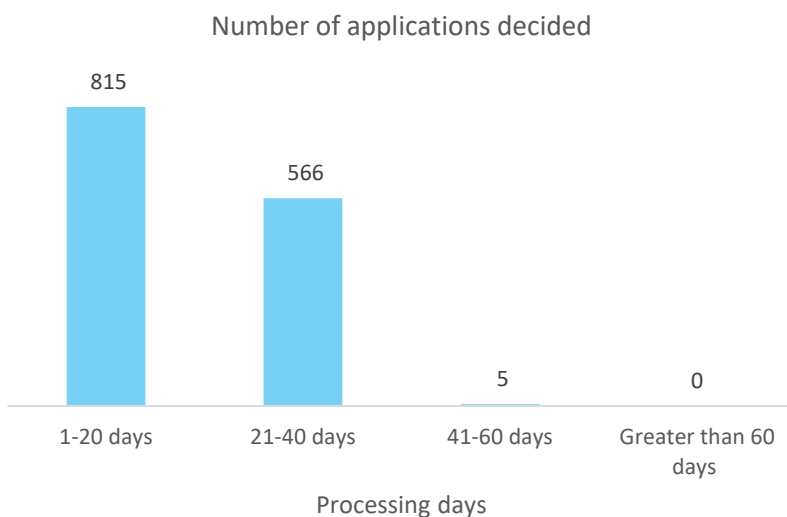
1. Total number of re-importation import approval applications decided from 1 October to 31 December 2025.
2. Timeframe only includes processing days from the last submission to the decision date and excludes any previous submissions for the same application.
3. See [Explanatory notes](#) for details.

**Figure 12: Processing days for advisory notice (not a road vehicle) applications in this quarter**

Source notes.

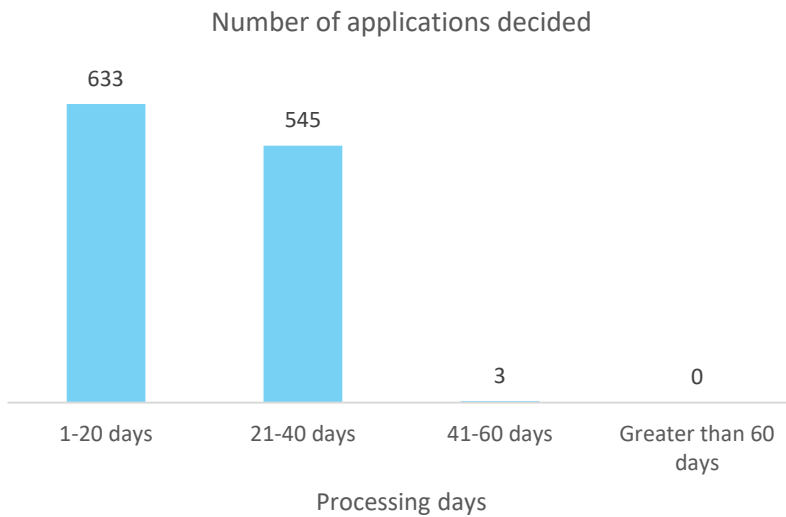
1. Total number of advisory notice applications decided from 1 October to 31 December 2025.
2. Timeframe only includes processing days from the last submission to the decision date and excludes any previous submissions for the same application.
3. See [Explanatory notes](#) for details.

## Assessment timeframes for applications with 60-day legislated timeframe

**Figure 13: Processing days for all application types with a 60-day legislated timeframe in this quarter**

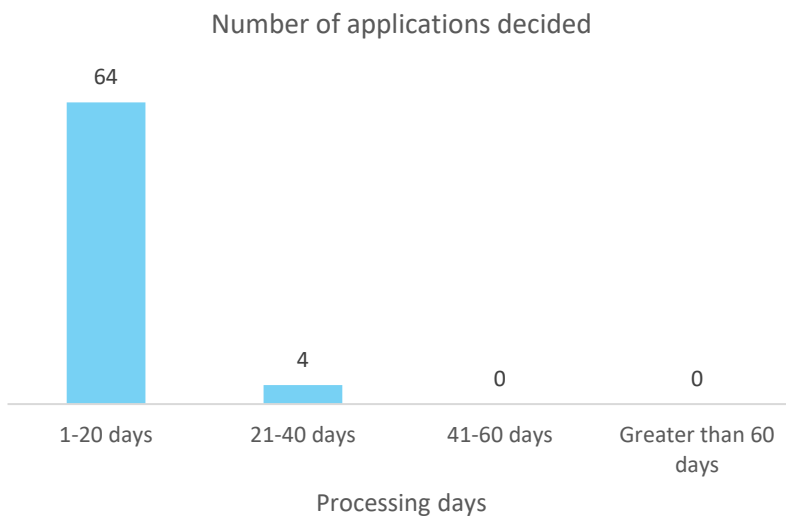
Source notes.

1. Total number of all application types with a 60-day legislated decision timeframe and decided from 1 October to 31 December 2025.
2. Timeframe only includes processing days from the last submission to the decision date and excludes any previous submissions for the same application.
3. See [Explanatory notes](#) for details.

**Figure 14: Processing days for vehicle type approval applications in this quarter**

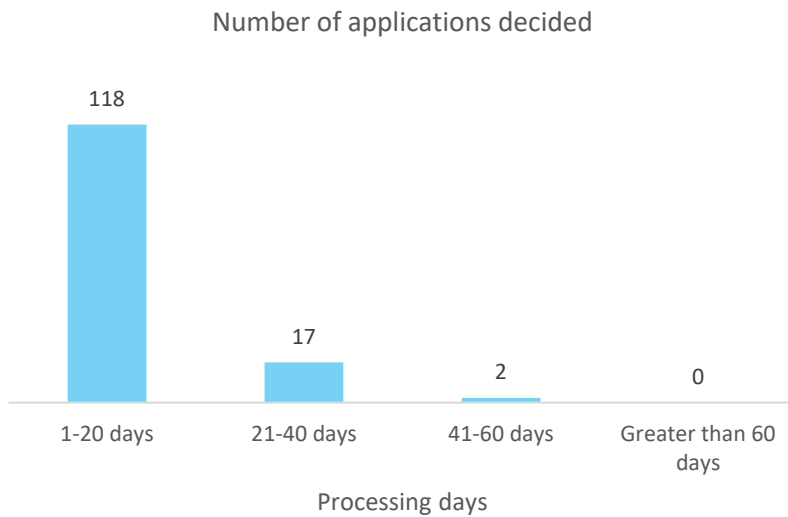
Source notes.

1. Total number of vehicle type approval applications decided from 1 October to 31 December 2025.
2. Timeframe only includes processing days from the last submission to the decision date and excludes any previous submissions for the same application.
3. See [Explanatory notes](#) for details.

**Figure 15: Processing days for component type approval applications in this quarter**

Source notes.

1. Total number of component type approval applications decided from 1 October to 31 December 2025.
2. Timeframe only includes processing days from the last submission to the decision date and excludes any previous submissions for the same application.
3. See [Explanatory notes](#) for details.

**Figure 16: Processing days for Model Report approval applications in this quarter**

Source notes.

1. Total number of Model Report applications decided from 1 October to 31 December 2025.
2. Timeframe only includes processing days from the last submission to the decision date and excludes any previous submissions for the same application.
3. See [Explanatory notes](#) for details.

## Assessment timeframes for new applications

**Table 3: Processing days for new applications from final submission to decision in this quarter**

Application type	Applications decided	Average processing days	Median processing days
Vehicle type approval	350	14.3	6
Concessional RAV entry approval	7,968	11.1	11
Component type approval	63	5.8	5
Authorised vehicle verifier approval	3	4	3
Model Report approval	38	10.7	6
Registered automotive workshop approval	7	4.6	4
Specialist and Enthusiast Vehicles Register entry	65	5.2	4
Testing facility approval	25	4.5	5
Non-RAV entry import approval	402	6.9	7
Re-importation import approval	139	11.3	11
Advisory notice (not a road vehicle)	441	11.6	12
<b>Total</b>	<b>9,501</b>	<b>10.9</b>	<b>11</b>

Source notes.

1. Total number of applications decided from 1 October to 31 December 2025.
2. Processing days only include from the last submission to the decision date and exclude any previous submissions for the same application.



3. Median processing days is the mid-point or middle value of processing days for the application type.
4. See [Explanatory notes](#) for details.

**Table 4: Processing days to decide new applications, including all previous submissions in this quarter**

Application type	Applications decided	Average processing days	Median processing days
Vehicle type approval	350	19.4	12.5
Concessional RAV entry approval	7,968	11.4	11
Component type approval	63	5.9	5
Authorised vehicle verifier approval	3	4	3
Model Report approval	38	29.4	25.5
Registered automotive workshop approval	7	4.7	4
Specialist and Enthusiast Vehicles Register entry	65	5.9	4
Testing facility approval	25	5.5	5
Non-RAV entry import approval	402	6.9	7
Re-importation import approval	139	11.3	11
Advisory notice (not a road vehicle)	441	11.6	12
<b>Total</b>	<b>9,501</b>	<b>11.5</b>	<b>11</b>

Source notes.

1. Total number of applications decided from 1 October to 31 December 2025.
2. Processing days include from the first submission to a decision.
3. Median processing days is the mid-point or middle value of processing days for the application type.
4. See [Explanatory notes](#) for details.

**Table 5: Percentage of withdrawn and resubmitted new applications in this quarter by application type**

Application type	Applications submitted only once	Applications withdrawn and resubmitted
Vehicle type approval	82%	18%
Concessional RAV entry approval	96%	4%
Component type approval	95.2%	4.8%
Authorised vehicle verifier	100%	0%
Model Report	28.9%	71.1%
Registered automotive workshop	85.7%	14.3%
Specialist and Enthusiast Vehicles Register entry	86.2%	13.8%
Testing facility approval	84%	16%
Non-RAV entry import approval	99.8%	0.2%
Re-importation import approval	100%	0%

Application type	Applications submitted only once	Applications withdrawn and resubmitted
Advisory notice (not a road vehicle)	99.3%	0.7%
<b>Total</b>	<b>95.5%</b>	<b>4.5%</b>

Source notes.

1. Total number of applications decided from 1 October to 31 December 2025.
2. See [Explanatory notes](#) for details.

## Assessment timeframes for applications to vary an approval

**Table 6: Processing days to decide variation applications in this quarter**

Application type	Applications decided	Average processing days	Median processing days
Vehicle type approval	831	18.5	22
Concessional RAV entry approval	154	1.2	1
Component type approval	5	8.6	6
Authorised vehicle verifier	2	3	3
Model Report	99	7.2	3
Registered automotive workshop	6	3.5	2
Specialist and Enthusiast Vehicles Register entry	0	0	0
Testing facility approval	13	5.2	6
Non-RAV entry import approval	13	1.4	1
Re-importation import approval	0	0	0
Advisory notice (not a road vehicle)	0	0	0
<b>Total</b>	<b>1,123</b>	<b>14.7</b>	<b>9</b>

Source notes.

1. Total number of variation applications decided from 1 October to 31 December 2025.
2. Processing days only include from the last submission to a decision and exclude any previous submissions for the same application.
3. Median processing days is the mid-point or middle value of processing days for the application type.
4. See [Explanatory notes](#) for details.

# Compliance and enforcement matters

**Table 7: Non-compliance reports, investigation cases and field activities**

Activity	Jan-Sept 2025	Oct-Dec 2025
Reports of non-compliance received	294	102
Non-compliance reports closed	294	113
New investigation cases opened	112	40
Investigation cases closed	90	35
Separate field activities undertaken	40	21

Source notes.

1. See [Explanatory notes](#) for details.

**Table 8: Compliance and enforcement outcomes**

Activity	Jan-Sept 2025	Oct-Dec 2025
Infringement notices issued	3	0
Enforceable Undertakings received and accepted	2	1
Approval revocations – enforced	6	16
Approval suspensions – enforced	1,410	0

Source notes.

1. See [Explanatory notes](#) for details.

**Table 9: Enforceable Undertakings received and accepted by approval type**

Activity	Jan-Sept 2025	Oct-Dec 2025
Vehicle type approval	2	0
Concessional RAV entry approval	0	0
Component type approval	0	0
Authorised vehicle verifier approval	0	0
Model Report approval	0	0
Registered automotive workshop approval	0	1
Testing facility approval	0	0
Non-RAV entry import approval	0	0
Re-importation import approval	0	0
<b>Total</b>	<b>2</b>	<b>1</b>

Source notes.

1. See [Explanatory notes](#) for details.

Table 10: Enforced approval revocations and suspensions by approval type

Approval type	Jan-Sept 2025		Oct-Dec 2025	
	Enforced revocations	Enforced suspensions	Enforced revocations	Enforced suspensions
Vehicle type approval	0	1409	0	0
Concessional RAV entry approval	1	0	0	0
Component type approval	1	0	0	0
Authorised vehicle verifier approval	1	0	1	0
Model Report approval	0	0	0	0
Registered automotive workshop approval	3	1	6	0
Testing facility approval	0	0	9	0
Non-RAV entry import approval	0	0	0	0
Re-importation import approval	0	0	0	0
<b>Total</b>	<b>6</b>	<b>1,410</b>	<b>16</b>	<b>0</b>

Source notes.

1. See [Explanatory notes](#) for details.

Table 11: Voluntary approval revocations and suspensions by approval type

Approval type	Jan-Sept 2025		Oct-Dec 2025	
	Voluntary revocations	Voluntary suspensions	Voluntary revocations	Voluntary suspensions
Vehicle type approval	91	21	24	4
Concessional RAV entry approval	195	0	44	1
Component type approval	3	0	6	4
Authorised vehicle verifier approval	3	1	2	0
Model Report approval	9	16	0	3
Registered automotive workshop approval	9	1	1	0
Testing facility approval	3	0	2	0
Non-RAV entry import approval	52	0	29	0
Re-importation import approval	1	0	0	0
<b>Total</b>	<b>366</b>	<b>39</b>	<b>108</b>	<b>12</b>

Source notes.

1. Voluntary revocations and suspensions are made by the approval holder and not by the department.
2. See [Explanatory notes](#) for details.

# Recalls

**Table 12: Recall activities for road vehicles and vehicle components**

Activity	Jan-Sept 2025	Oct-Dec 2025
Voluntary recalls published	172	66
Risk assessment reviews	1,116	781
Recalls performance review escalations	152	94
Vehicle Identification Number list updates	104	35

Source notes.

1. See [Explanatory notes](#) for details.

# Stakeholder engagement and management

**Table 13: Enquiries managed by the ROVER Level 1 Support team**

Enquiry type	Jan-Sept 2025	Oct-Dec 2025
Emails	25,079	8,169
Phone calls	20,900	7,310
<b>Total</b>	<b>45,979</b>	<b>15,479</b>

Source notes.

1. See [Explanatory notes](#) for details.

**Table 14: List of stakeholder engagement activities in this quarter**

Activity	Dates
RVSA Jurisdictions Webinars	7 October 2025 2 December 2025
RVSA Industry Webinar	30 October 2025
NEVDIS/Austroads regular meetings	15 October 2025 3 December 2025
NHVR regular meetings	23 October 2025 21 November 2025 22 December 2025
AIMVIA quarterly meeting	25 November 2025

Source notes.

1. See [Explanatory notes](#) for details.

## Appendix A – Vehicle type approval applications processing days by vehicle category

**Table 15: Processing days for new vehicle type approval applications from final submission to decision in this quarter**

Vehicle category	Applications decided	Average processing days	Median processing days
LA - Moped - 2 Wheels	5	24	21
LB - Moped - 3 Wheels	1	1	1
LC - Motor Cycle	11	9.2	7
LD - Motor Cycle and Side-Car	0	0	0
LEG - 3 Wheeled L-group Vehicles	0	0	0
LEM - 3 Wheeled L-group Vehicles	0	0	0
LEP - 3 Wheeled L-group Vehicles	0	0	0
MA - Passenger Vehicle	20	17.3	12.5
MB - Forward-Control Passenger Vehicle	0	0	0
MC - Off-Road Passenger Vehicle	3	22.3	30
MD1 - Light Omnibus	0	0	0
MD2 - Light Omnibus	0	0	0
MD3 - Light Omnibus	0	0	0
MD4 - Light Omnibus	0	0	0
ME - Heavy Omnibus	3	22.3	33
NA - Light Goods Vehicle	8	12.9	6.5
NB1 - Medium Goods Vehicle	23	12.6	5
NB2 - Medium Goods Vehicle	8	18.8	22.5
NC - Heavy Goods Vehicle	21	21.9	28
TA - Very Light Trailer	28	9.1	5
TB - Light Trailer	124	11	5
TC - Medium Trailer	61	10.9	6
TD - Heavy Trailer	34	29.5	30.5
<b>Total</b>	<b>350</b>	<b>14.3</b>	<b>6</b>

Source notes.

1. Total number of applications decided from 1 October to 31 December 2025.
2. Processing days only include from the last submission to the decision date and exclude any previous submissions for the same application.
3. Median processing days is the mid-point or middle value of processing days for the application type.

4. See [Explanatory notes](#) for details.

**Table 16: Processing days to decide vehicle type approval variation applications from final submission to decision in this quarter**

Vehicle category	Applications decided	Average processing days	Median processing days
LA - Moped - 2 Wheels	0	0	0
LB - Moped - 3 Wheels	1	39	39
LC - Motor Cycle	28	10	10
LD - Motor Cycle and Side-Car	0	0	0
LEG - 3 Wheeled L-group Vehicles	0	0	0
LEM - 3 Wheeled L-group Vehicles	1	4	4
LEP - 3 Wheeled L-group Vehicles	0	0	0
MA - Passenger Vehicle	122	13.5	11
MB - Forward-Control Passenger Vehicle	0	0	0
MC - Off-Road Passenger Vehicle	20	17.5	18
MD1 - Light Omnibus	0	0	0
MD2 - Light Omnibus	0	0	0
MD3 - Light Omnibus	2	28	28
MD4 - Light Omnibus	0	0	0
ME - Heavy Omnibus	25	17.2	22
NA - Light Goods Vehicle	27	16.4	13
NB1 - Medium Goods Vehicle	150	18.8	24
NB2 - Medium Goods Vehicle	30	19.3	19.5
NC - Heavy Goods Vehicle	124	20.3	26
TA - Very Light Trailer	6	1.2	1
TB - Light Trailer	66	1	1
TC - Medium Trailer	28	8.6	1
TD - Heavy Trailer	201	29.4	32
<b>Total</b>	<b>831</b>	<b>18.5</b>	<b>22</b>

Source notes.

1. Total number of variation applications decided from 1 October to 31 December 2025.
2. Processing days only include from the last submission to the decision date and exclude any previous submissions for the same application.
3. Median processing days is the mid-point or middle value of processing days for the application type.
4. See [Explanatory notes](#) for details.



## Appendix B – Explanatory notes

### Register of Approved Vehicles

Data on the RAV was sourced from ROVER on 1 January 2026.

The number of vehicles entered on the Register of Approved Vehicles (RAV) includes active vehicles only. The term ‘active vehicles’ refer to vehicles on the RAV at the time the data is sourced from ROVER.

Occasionally, vehicles are requested to be removed from the RAV and when this happens, they are made inactive. Therefore, this report includes data on active vehicles only to provide a more accurate representation of the number of vehicles on the RAV.

### Applications and assessment data source and reporting period

Data on applications and their assessment was sourced from ROVER via the department’s Ready Access to Data Analytics and Reporting (RADAR) data management system on 3 January 2026. It includes data on decided applications (new, varied and resubmitted) and excludes data on applications still under assessment.

### New and variation applications

A new application is an application that has been submitted for the first time.

A variation application is when an approval holder applies to make a change to an existing approval.

### Application assessment day and legislated timeframes

An assessment day is counted as a business day in the Australian Capital Territory. A business day under section 5 of the [Road Vehicle Standard Rules 2019](#) means a day that is not a Saturday, Sunday or public holiday in the Australian Capital Territory.

The processing time starts the day after the date the application is submitted and paid. However, if an application was submitted, assessed and decided on the same day, it is counted as one processing day.

The assessment clock pauses when the department makes a request for information (RFI) and then resumes after the applicant responds to the RFI.

The RVS legislation does not apply a formal timeframe for the department to assess variation applications. However, the department assesses variation applications in line with the legislated timeframe for each applications type.

The legislated timeframe for processing vehicle type approval, component type approval and Model Report approval applications is 60 business days. All other application types are 30 business days, including advisory notices, which are subject to a service charter timeframe of 30 business days.

### Application decision types

The types of decisions that can be made on an application include the following:

- grant an approval
- refuse to grant an approval
- enter a vehicle on the Specialist and Enthusiast Vehicles Register
- refuse to enter a vehicle on the Specialist and Enthusiast Vehicles Register

- issue an advisory notice that a thing is not a road vehicle
- refuse to issue an advisory notice that a thing is not a road vehicle
- refuse to consider an application.

## Compliance and enforcement

Data on compliance and enforcement activities was sourced from ROVER on 3 January 2026.

An approval revocation or suspension can be enforced or voluntary.

An enforced revocation or suspension occurs when the department decides, in certain circumstances, that an approval should be revoked or suspended.

An approval holder may voluntarily request to have their approval suspended or revoked for several reasons. An approval holder may decide to suspend or revoke their approval after having discussions with the department, if they are making substantial changes to their business operations or decide not to continue with the purchase or import of a vehicle.

## Compulsory and voluntary recalls

Data on compulsory and voluntary recalls was sourced from ROVER on 1 January 2026.

A compulsory recall occurs (rarely) when the Minister exercises the power to issue a compulsory notice for road vehicles or approved road vehicle components of a particular kind where it appears such vehicles or components:

- will or may cause injury to any person through use (or misuse), or
- do not or it is likely that they do not comply with relevant standards, and
- one or more suppliers of such vehicles or such components have not taken satisfactory action to prevent injury or resolve non-compliance.

A voluntary recall is usually undertaken by the entity, whether an individual in business or a company, responsible for the supply of a vehicle or component for the first time to the Australian market through trade or commerce. However, it may also be appropriate for another entity in the supply chain to undertake the recall action.

## Published recalls

Data on published recalls was sourced from ROVER on 1 January 2026.

Recalls are notified to the department, the hazard and defect wording is negotiated with (and agreed to by) suppliers, and the recall is prioritised based on a risk assessment to establish performance benchmarks that inform performance monitoring until closed.

## Recalls identified in performance reviews

Sections of the industry are audited to establish recall underperformance and conduct performance discussions. The data has been drawn from the audit findings.

## Risk Assessment Reviews

Risk assessments for open recalls are periodically reviewed to maintain their current priority, which informs performance review action.

## Enquiries

Enquiries include those received by the ROVER Level 1 Support team. Enquiry data was sourced from ROVER, the department's telephony system and emails on 2 January 2026.

## Stakeholder engagement activities

Stakeholder engagement activities include events that were either hosted by the Vehicle Safety Operations Branch or Vehicle Safety Policy and Partnerships Branch or organised by an external RVS stakeholder. This report does not include stakeholder consultation activities relating to specific activities, for example, vehicle standards being made or amended or framework reviews.