



Australian Government

Department of Infrastructure, Transport,
Regional Development, Communications, Sport and the Arts

The Regulatory Report – Issue 4

Road Vehicle Standards legislation

July 2025



Ownership of intellectual property rights in this publication

Unless otherwise noted, copyright (and any other intellectual property rights, if any) in this publication is owned by the Commonwealth of Australia (referred to below as the Commonwealth).

Disclaimer

The material contained in this publication is made available on the understanding that the Commonwealth is not providing professional advice, and that users exercise their own skill and care with respect to its use, and seek independent advice if necessary.

The Commonwealth makes no representations or warranties as to the contents or accuracy of the information contained in this publication. To the extent permitted by law, the Commonwealth disclaims liability to any person or organisation in respect of anything done, or omitted to be done, in reliance upon information contained in this publication.

Use of the Coat of Arms

The Department of the Prime Minister and Cabinet sets the terms under which the Coat of Arms is used. Please refer to the Commonwealth Coat of Arms - Information and Guidelines publication available at <http://www.pmc.gov.au>.

Contact us

This publication is available in PDF format. All other rights are reserved, including in relation to any departmental logos or trademarks which may exist. For enquiries regarding the licence and any use of this publication, please contact:

Director
Vehicle Safety Operations Branch
Department of Infrastructure, Transport, Regional Development, Communications, Sport and the Arts
PO Box 594
Canberra ACT 2601
Australia

Email: ROVERinfo@infrastructure.gov.au

Website: www.infrastructure.gov.au

Table of contents

The Regulatory Report	5
Report highlights	5
Register of Approved Vehicles	6
Applications and assessment timeframes	7
Assessment timeframes overview	7
Application and assessment timeframes in this quarter	8
Application numbers	8
Assessment timeframes compared to the legislated timeframes	9
Assessment timeframes for new applications	10
Assessment timeframes for applications to vary an approval	11
Compliance and enforcement matters	13
Voluntary approval revocations and suspensions	15
Recalls	16
Stakeholder engagement and management	17
Appendix A – Explanatory notes	18
Register of Approved Vehicles	18
Applications and assessment data source and reporting period	18
New and variation applications	18
Application assessment day and legislated timeframes	18
Application decision types	18
Compliance and enforcement	19
Compulsory and voluntary recalls	19
Published recalls	19
Recalls identified in performance reviews	19
Risk Assessment Reviews	19
Enquiries	20
Stakeholder engagement activities	20
Appendix B – Assessment timeframes compared to legislated timeframes by application type in this quarter	21
Applications with a 30-day legislated timeframe	21
Applications with a 60-day legislated timeframe	25

List of figures and tables

Table 1: Vehicles entered on the Register of Approved Vehicles	6
Figure 1: Total number of applications decided by legislated timeframe.....	7

Figure 2: Median processing days for application types with a 30-day legislated timeframe	7
Figure 3: Median processing days for application types with a 60-day legislated timeframe	8
Table 2: Total number of applications decided by application type in this quarter	8
Figure 4: Processing days for all application types with a 30-day legislated timeframe in this quarter	9
Figure 5: Processing days for all application types with a 60-day legislated timeframe in this quarter	9
Table 3: Processing days for new applications from final submission to decision in this quarter	10
Table 4: Processing days to decide new applications, including all previous submissions in this quarter	10
Table 5: Percentage of withdrawn and resubmitted new applications in this quarter	11
Table 6: Processing days to decide variation applications in this quarter	11
Table 7: Non-compliance reports, investigation cases and field activities	13
Table 8: Compliance and enforcement outcomes	13
Table 9: Enforceable Undertakings received and accepted by approval type	13
Table 10: Enforced approval revocations and suspensions by approval type	14
Table 11: Voluntary approval revocations and suspensions by approval type	15
Table 12: Recall activities for road vehicles and vehicle components	16
Table 13: Enquiries managed by the ROVER Level 1 Support team	17
Table 14: List of stakeholder engagement activities in this quarter	17
Figure 6: Processing days for concessional RAV entry approval applications in this quarter	21
Figure 7: Processing days for authorised vehicle verifier approval applications in this quarter	21
Figure 8: Processing days for registered automotive workshop approval applications in this quarter	22
Figure 9: Processing days for Specialist and Enthusiast Vehicles Register entry applications in this quarter	22
Figure 10: Processing days for testing facility approval applications in this quarter	23
Figure 11: Processing days for non-RAV entry import approval applications in this quarter	23
Figure 12: Processing days for re-importation import approval applications in this quarter	24
Figure 13: Processing days for advisory notice (not a road vehicle) applications in this quarter	24
Figure 14: Processing days for vehicle type approval applications in this quarter	25
Figure 15: Processing days for component type approval applications in this quarter	25
Figure 16: Processing days for Model Report approval applications in this quarter	26

The Regulatory Report

The Regulatory Report provides statistics on Road Vehicle Standards (RVS) regulatory activities conducted by the Department of Infrastructure, Transport, Regional Development, Communications, Sport and the Arts (the department).

This report provides information on regulatory activities that occurred between April and June 2025. It also provides data on some activities that occurred during the past 12 months. Regulatory activities include the number of vehicles on the Register of Approved Vehicles (RAV), application assessment timeframes, recalls, compliance and enforcement matters, and stakeholder engagement and enquiries.

We recommend you read our findings in conjunction with the explanatory notes provided at [Appendix A](#).

Report highlights

- 435,222 vehicles were added to the RAV in this quarter, bringing the total number to 5,365,025.
- The majority of applications were decided in the first third of the legislative timeframes, similar to the previous reporting period. Two applications were decided outside of the legislated timeframes; one for a re-importation import approval and one for a Specialist and Enthusiast Vehicle.
- There were double the number of applications decided for testing facilities (34) compared to the previous quarter. This can be explained by the first RVS testing facility approvals (which are valid for 5 years) expiring in June 2025 and approval holders reapplying to enable their operations to continue.
- The most resubmitted application type in this quarter was for Model Report approvals at 64.3%. Twenty-three per cent of testing facility approval applications were resubmitted, compared to none in the previous quarter. All registered automotive workshop, authorised vehicle verifier and re-importation import approval applications were submitted only once.
- The ROVER Level 1 Support team actioned a total of 15,246 enquiries (made by telephone and email) in this quarter.
- The department attended a total of 13 RVS stakeholder engagement events.

Register of Approved Vehicles

Table 1: Vehicles entered on the Register of Approved Vehicles

Date	Vehicles on the RAV
1 April to 30 June 2025	435,222
Total number of vehicles	5,365,025

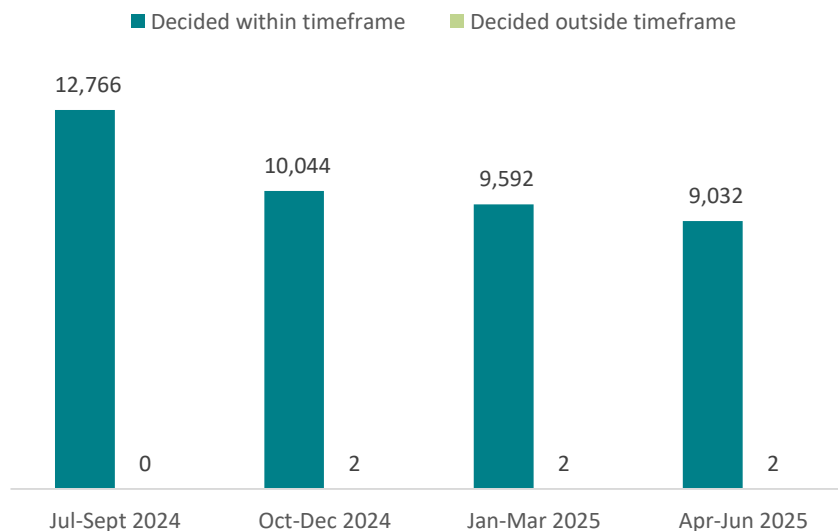
Source notes.

1. Number of vehicles entered on the RAV include active vehicles only.
2. Total number of vehicles on the RAV is from 1 July 2021 to 30 June 2025.
3. See [Explanatory notes](#) for details.

Applications and assessment timeframes

Assessment timeframes overview

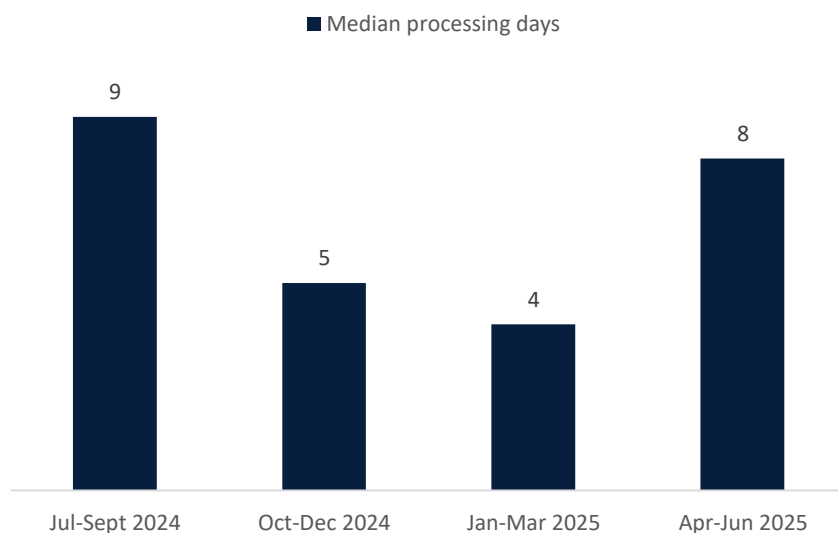
Figure 1: Total number of applications decided by legislated timeframe



Source notes.

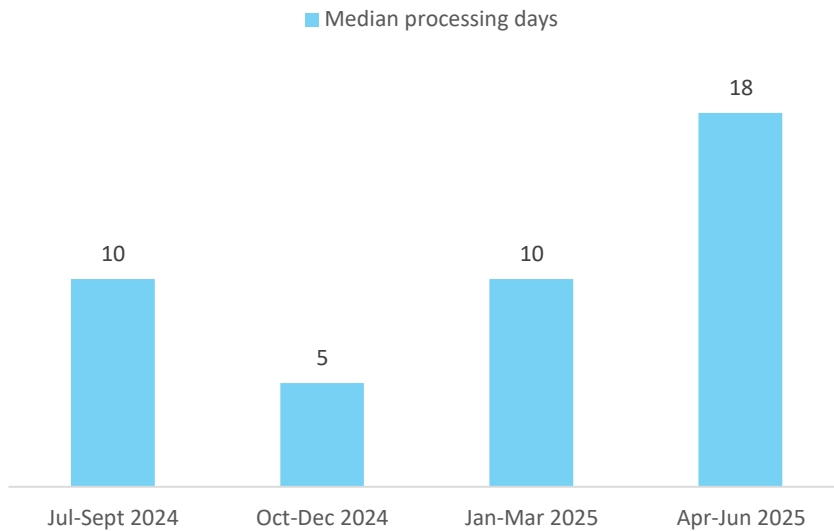
1. Total number of all applications decided from 1 July 2024 to 30 June 2025.
2. Timeframe only includes processing days from the last submission to the decision date and excludes any previous submissions for the same application.
3. See [Explanatory notes](#) for details.

Figure 2: Median processing days for application types with a 30-day legislated timeframe



Source notes.

1. Total number of all application types with a 30-day legislated decision timeframe and decided from 1 July 2024 to 30 June 2025.
2. Timeframe only includes processing days from the last submission to the decision date and excludes any previous submissions for the same application.
3. See [Explanatory notes](#) for details.

Figure 3: Median processing days for application types with a 60-day legislated timeframe

Source notes.

1. Total number of all application types with a 60-day legislated decision timeframe and decided from 1 July 2024 to 30 June 2025.
2. Timeframe only includes processing days from the last submission to the decision date and excludes any previous submissions for the same application.
3. See [Explanatory notes](#) for details.

Application and assessment timeframes in this quarter

Application numbers

Table 2: Total number of applications decided by application type in this quarter

Application type	Applications decided
Vehicle type approval	935
Concessional RAV entry approval	6,999
Component type approval	68
Authorised vehicle verifier approval	4
Model Report approval	131
Registered automotive workshop approval	9
Specialist and Enthusiast Vehicles Register entry	84
Testing facility approval	34
Non-RAV entry import approval	346
Re-importation import approval	100
Advisory notice (not a road vehicle)	324
Total	9,034

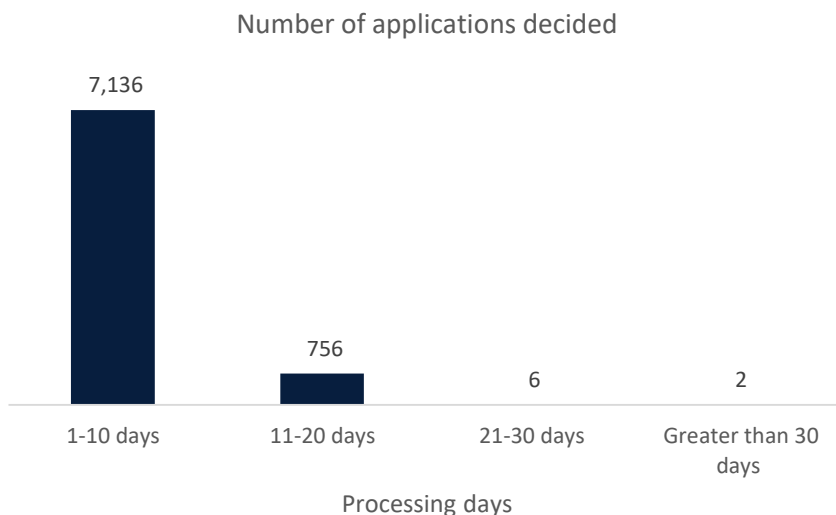
Source notes.

1. Total number of all applications decided from 1 April to 30 June 2025.
2. See [Explanatory notes](#) for details.

Assessment timeframes compared to the legislated timeframes

For a breakdown by application type, see [Appendix B](#).

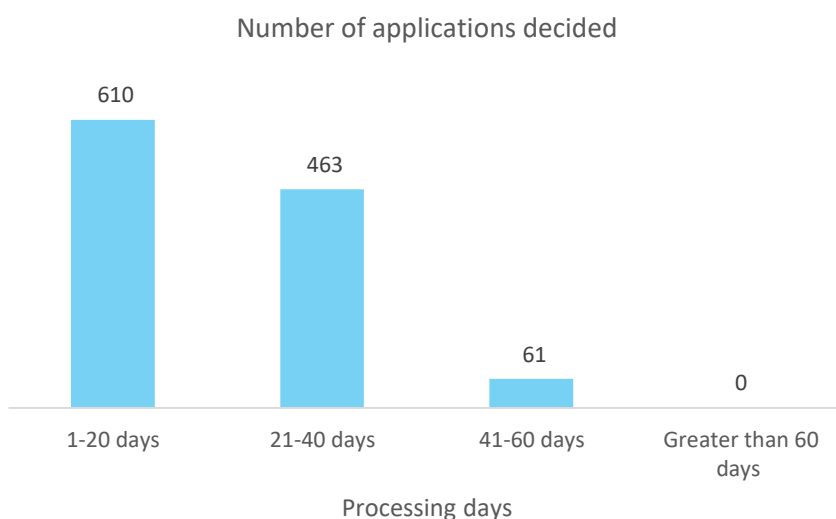
Figure 4: Processing days for all application types with a 30-day legislated timeframe in this quarter



Source notes.

1. Total number of all application types with a 30-day legislated decision timeframe and decided from 1 April to 30 June 2025.
2. Timeframe only includes processing days from the last submission to the decision date and excludes any previous submissions for the same application.
3. See [Explanatory notes](#) for details.

Figure 5: Processing days for all application types with a 60-day legislated timeframe in this quarter



Source notes.

1. Total number of all application types with a 60-day legislated decision timeframe and decided from 1 April to 30 June 2025.
2. Timeframe only includes processing days from the last submission to the decision date and excludes any previous submissions for the same application.
3. See [Explanatory notes](#) for details.

Assessment timeframes for new applications

Table 3: Processing days for new applications from final submission to decision in this quarter

Application type	Applications decided	Average processing days	Median processing days
Vehicle type approval	340	13.8	5
Concessional RAV entry approval	6,823	7.5	8
Component type approval	59	4.7	4
Authorised vehicle verifier approval	3	3.3	3
Model Report approval	42	13.2	8.5
Registered automotive workshop approval	8	2.9	2
Specialist and Enthusiast Vehicles Register entry	84	10.6	10.5
Testing facility approval	13	5.7	5
Non-RAV entry import approval	285	5.1	5
Re-importation import approval	99	7.2	7
Advisory notice (not a road vehicle)	324	6.4	7
Total	8,080	7.6	8

Source notes.

1. Total number of applications decided from 1 April to 30 June 2025.
2. Processing days only include from the last submission to the decision date and exclude any previous submissions for the same application.
3. Median processing days is the mid-point or middle value of processing days for the application type.
4. See [Explanatory notes](#) for details.

Table 4: Processing days to decide new applications, including all previous submissions in this quarter

Application type	Applications decided	Average processing days	Median processing days
Vehicle type approval	340	19.2	6
Concessional RAV entry approval	6,823	7.6	8
Component type approval	59	5.2	4
Authorised vehicle verifier approval	3	3.3	3
Model Report approval	42	31.2	28.5
Registered automotive workshop approval	8	2.9	2
Specialist and Enthusiast Vehicles Register entry	84	12.1	10.5
Testing facility approval	13	6.8	5
Non-RAV entry import approval	285	5.1	5
Re-importation import approval	99	7.2	7

Application type	Applications decided	Average processing days	Median processing days
Advisory notice (not a road vehicle)	324	6.5	7
Total	8,080	8.1	8

Source notes.

1. Total number of applications decided from 1 April to 30 June 2025.
2. Processing days include from the first submission to a decision.
3. Median processing days is the mid-point or middle value of processing days for the application type.
4. See [Explanatory notes](#) for details.

Table 5: Percentage of withdrawn and resubmitted new applications in this quarter

Application type	Applications submitted only once	Applications withdrawn and resubmitted
Vehicle type approval	82.1%	17.9%
Concessional RAV entry approval	96.3%	3.7%
Component type approval	88.1%	11.9%
Authorised vehicle verifier	100%	0%
Model Report	35.7%	64.3%
Registered automotive workshop	100%	0%
Specialist and Enthusiast Vehicles Register entry	82.1%	17.9%
Testing facility approval	76.9%	23.1%
Non-RAV entry import approval	97.5%	2.5%
Re-importation import approval	100%	0%
Advisory notice (not a road vehicle)	98.1%	1.9%
Total	95.3%	4.7%

Source notes.

1. Total number of applications decided from 1 April to 30 June 2025.
2. Applications for an advisory notice could not be withdrawn and resubmitted in ROVER during this period.
3. See [Explanatory notes](#) for details.

Assessment timeframes for applications to vary an approval

Table 6: Processing days to decide variation applications in this quarter

Application type	Applications decided	Average processing days	Median processing days
Vehicle type approval	595	24	31
Concessional RAV entry approval	176	1.3	1
Component type approval	9	8.2	9

Application type	Applications decided	Average processing days	Median processing days
Authorised vehicle verifier	1	3	3
Model Report	89	16.4	19
Registered automotive workshop	1	1	1
Specialist and Enthusiast Vehicles Register entry	0	0	0
Testing facility approval	21	7	5
Non-RAV entry import approval	61	1.2	1
Re-importation import approval	1	1	1
Advisory notice (not a road vehicle)	0	0	0
Total	954	17.1	12.5

Source notes.

1. Total number of variation applications decided from 1 April to 30 June 2025.
2. Processing days only include from the last submission to a decision and exclude any previous submissions for the same application.
3. Median processing days is the mid-point or middle value of processing days for the application type.
4. See [Explanatory notes](#) for details.

Compliance and enforcement matters

Table 7: Non-compliance reports, investigation cases and field activities

Activity	Jan-Mar 2025	Apr-Jun 2025
Reports of non-compliance received	112	77
Non-compliance reports closed	107	76
New investigation cases opened	49	37
Investigation cases closed	17	40
Separate field activities undertaken	15	15

Source notes.

1. See [Explanatory notes](#) for details.

Table 8: Compliance and enforcement outcomes

Activity	Jan-Mar 2025	Apr-Jun 2025
Infringement notices issued	2	0
Enforceable Undertakings received and accepted	0	2
Approval revocations – enforced	1	1
Approval suspensions – enforced	1,410	0

Source notes.

1. See [Explanatory notes](#) for details.

Table 9: Enforceable Undertakings received and accepted by approval type

Activity	Jan-Mar 2025	Apr-Jun 2025
Vehicle type approval	0	2
Concessional RAV entry approval	0	0
Component type approval	0	0
Authorised vehicle verifier approval	0	0
Model Report approval	0	0
Registered automotive workshop approval	0	0
Testing facility approval	0	0
Non-RAV entry import approval	0	0
Re-importation import approval	0	0
Total	0	2

Source notes.

1. See [Explanatory notes](#) for details.

Table 10: Enforced approval revocations and suspensions by approval type

Approval type	Jan-Mar 2025		Apr-Jun 2025	
	Enforced revocations	Enforced suspensions	Enforced revocations	Enforced suspensions
Vehicle type approval	0	1409	0	0
Concessional RAV entry approval	0	0	1	0
Component type approval	0	0	0	0
Authorised vehicle verifier approval	0	0	0	0
Model Report approval	0	0	0	0
Registered automotive workshop approval	1	1	0	0
Testing facility approval	0	0	0	0
Non-RAV entry import approval	0	0	0	0
Re-importation import approval	0	0	0	0
Total	1	1,410	1	0

Source notes.

1. See [Explanatory notes](#) for details.

Voluntary approval revocations and suspensions

Table 11: Voluntary approval revocations and suspensions by approval type

Approval type	Jan-Mar 2025		Apr-Jun 2025	
	Voluntary revocations	Voluntary suspensions	Voluntary revocations	Voluntary suspensions
Vehicle type approval	71	10	9	1
Concessional RAV entry approval	96	0	62	0
Component type approval	0	0	2	0
Authorised vehicle verifier approval	2	1	0	0
Model Report approval	0	0	0	1
Registered automotive workshop approval	3	0	4	1
Testing facility approval	1	0	2	0
Non-RAV entry import approval	2	0	3	0
Re-importation import approval	0	0	1	0
Total	175	11	83	3

Source notes.

1. Voluntary revocations and suspensions are made by the approval holder and not by the department.
2. See [Explanatory notes](#) for details.

Recalls

Table 12: Recall activities for road vehicles and vehicle components

Activity	Jan-Mar 2025	Apr-Jun 2025
Voluntary recalls published	69	44
Risk assessment reviews	407	631
Recalls identified and escalated to suppliers in performance review	51	30
Vehicle Identification Number list updates	38	24

Source notes.

1. See [Explanatory notes](#) for details.

Stakeholder engagement and management

Table 13: Enquiries managed by the ROVER Level 1 Support team

Enquiry type	Jan-Mar 2025	Apr-Jun 2025
Emails	9,140	8,918
Phone calls	6,883	6,328
Total	16,023	15,246

Source notes.

1. See [Explanatory notes](#) for details.

Table 14: List of stakeholder engagement activities in this quarter

Activity	Date
RVSA Jurisdictions Webinar	1 April 3 June
NEVDIS/Austroroads regular meeting	30 April 11 June
National Heavy Vehicle Regulator regular meeting	16 April 26 May 24 June
Caravan Industry Association of Australia National Conference 2025	14-16 May
Bus Industry Confederation meetings	27 May
RVSA Industry Webinar	29 May 26 June
Australian Imported Motor Vehicle Industry Association Annual General Meeting	11 June
Autocare 2025 Modifications Summit	20 June

Source notes.

1. See [Explanatory notes](#) for details.

Appendix A – Explanatory notes

Register of Approved Vehicles

Data on the RAV was sourced from ROVER on 1 July 2025.

The number of vehicles entered on the Register of Approved Vehicles (RAV) includes active vehicles only. The term ‘active vehicles’ refer to vehicles on the RAV at the time the data is sourced from ROVER.

Occasionally, vehicles are requested to be removed from the RAV and when this happens they are made inactive. Therefore, this report includes data on active vehicles only to provide a more accurate representation of the number of vehicles on the RAV.

Applications and assessment data source and reporting period

Data on applications and their assessment was sourced from ROVER via the department’s Ready Access to Data Analytics and Reporting (RADAR) data management system on 3 July 2025. It includes data on decided applications (new, varied and resubmitted) and excludes data on applications still under assessment.

New and variation applications

A new application is an application that has been submitted for the first time.

A variation application is when an approval holder applies to make a change to an existing approval.

Application assessment day and legislated timeframes

An assessment day is counted as a business day in the Australian Capital Territory. A business day under section 5 of the [Road Vehicle Standard Rules 2019](#) means a day that is not a Saturday, Sunday or public holiday in the Australian Capital Territory.

The processing time starts the day after the date the application is submitted and paid. However, if an application was submitted, assessed and decided on the same day, it is counted as one processing day.

The assessment clock pauses when the department makes a request for information (RFI) and then resumes after the applicant responds to the RFI.

The RVS legislation does not apply a formal timeframe for the department to assess variation applications. However, the department assesses variation applications in line with the legislated timeframe for each applications type.

The legislated timeframe for processing vehicle type approval, component type approval and Model Report approval applications is 60 business days. All other application types are 30 business days, including advisory notices, which are subject to a service charter timeframe of 30 business days.

Application decision types

The types of decisions that can be made on an application include the following:

- grant an approval
- refuse to grant an approval
- enter a vehicle on the Specialist and Enthusiast Vehicles Register
- refuse to enter a vehicle on the Specialist and Enthusiast Vehicles Register

- issue an advisory notice that a thing is not a road vehicle
- refuse to issue an advisory notice that a thing is not a road vehicle
- refuse to consider an application.

Compliance and enforcement

Data on compliance and enforcement activities was sourced from ROVER on 2 July 2025.

An approval revocation or suspension can be enforced or voluntary.

An enforced revocation or suspension occurs when the department decides, in certain circumstances, that an approval should be revoked or suspended.

An approval holder may voluntarily request to have their approval suspended or revoked for a number of reasons. An approval holder may decide to suspend or revoke their approval after having discussions with the department, if they are making substantial changes to their business operations or decide not to continue with the purchase or import of a vehicle.

Compulsory and voluntary recalls

Data on compulsory and voluntary recalls was sourced from ROVER on 2 July 2025.

A compulsory recall occurs (rarely) when the Minister exercises the power to issue a compulsory notice for road vehicles or approved road vehicle components of a particular kind where it appears such vehicles or components:

- will or may cause injury to any person through use (or misuse), or
- do not or it is likely that they do not comply with relevant standards, and
- one or more suppliers of such vehicles or such components have not taken satisfactory action to prevent injury or resolve non-compliance.

A voluntary recall is usually undertaken by the entity, whether an individual in business or a company, responsible for the supply of a vehicle or component for the first time to the Australian market through trade or commerce. However, it may also be appropriate for another entity in the supply chain to undertake the recall action.

Published recalls

Data on published recalls was sourced from ROVER on 2 July 2025.

Recalls are notified to the department, the hazard and defect wording is negotiated with (and agreed to by) suppliers, and the recall is prioritised based on a risk assessment to establish performance benchmarks that inform performance monitoring until closed.

Recalls identified in performance reviews

Sections of the industry are audited to establish recall underperformance and conduct performance discussions. The data has been drawn from the audit findings.

Risk Assessment Reviews

Risk assessments for open recalls are periodically reviewed to maintain their current priority, which informs performance review action.

Enquiries

Enquiries include those received by the ROVER Level 1 Support team. Enquiry data was sourced from ROVER, the department's telephony system and emails on 2 July 2025.

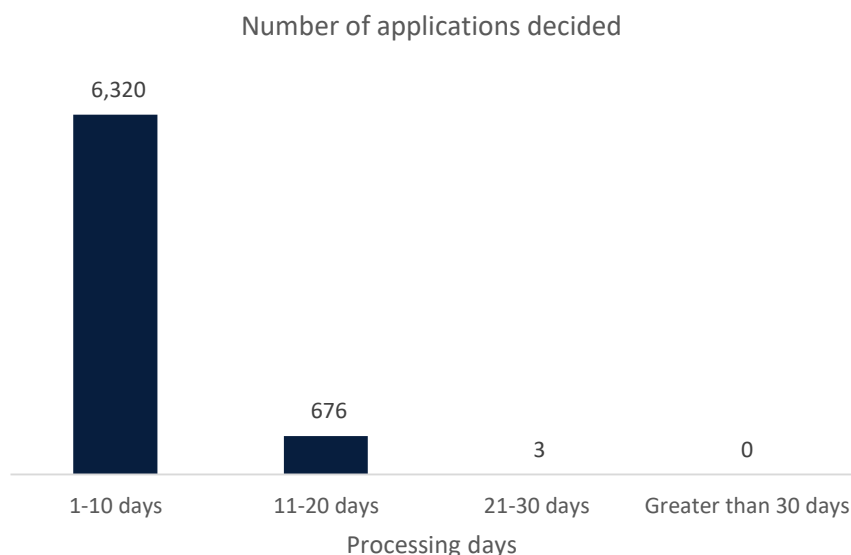
Stakeholder engagement activities

Stakeholder engagement activities include events that were either hosted by the Vehicle Safety Operations Branch or Vehicle Safety Policy and Partnerships Branch, or organised by an external RVS stakeholder. This report does not include stakeholder consultation activities relating to specific activities, for example, vehicle standards being made or amended or framework reviews.

Appendix B – Assessment timeframes compared to legislated timeframes by application type in this quarter

Applications with a 30-day legislated timeframe

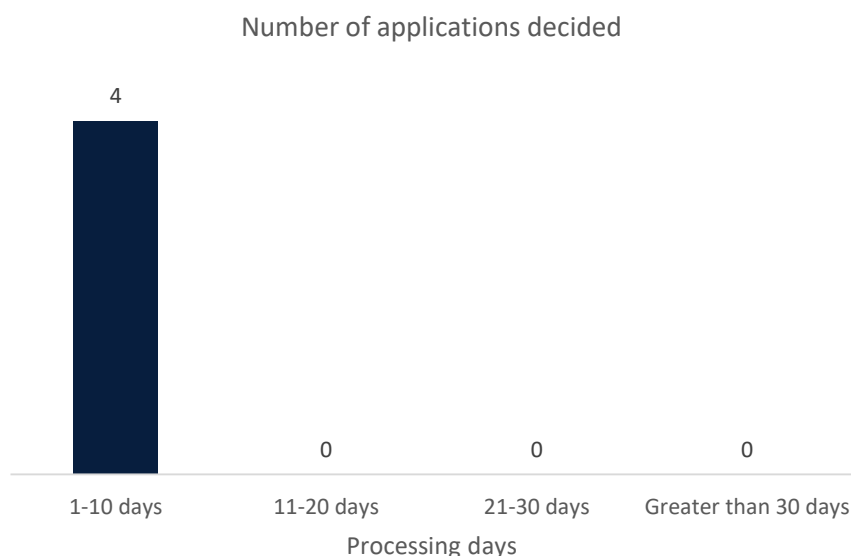
Figure 6: Processing days for concessional RAV entry approval applications in this quarter



Source notes.

1. Total number of concessional RAV entry approval applications decided from 1 April to 30 June 2025.
2. Timeframe only includes processing days from the last submission to the decision date and excludes any previous submissions for the same application.
3. See [Explanatory notes](#) for details.

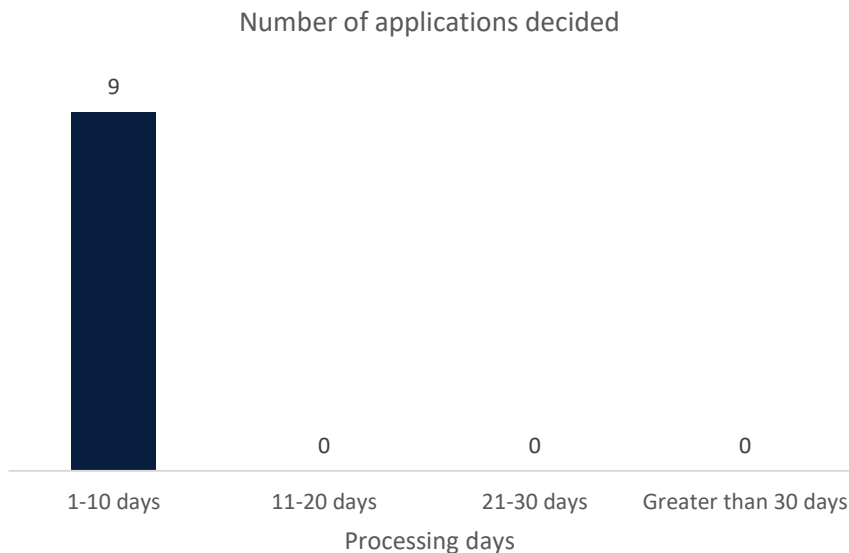
Figure 7: Processing days for authorised vehicle verifier approval applications in this quarter



Source notes.

1. Total number of authorised vehicle verifier approval applications decided from 1 April to 30 June 2025.
2. Timeframe only includes processing days from the last submission to the decision date and excludes any previous submissions for the same application.
3. See [Explanatory notes](#) for details

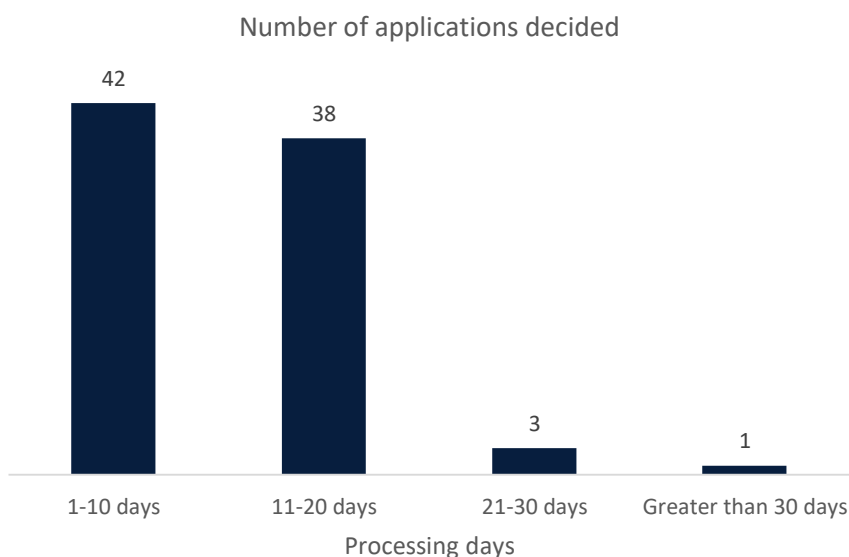
Figure 8: Processing days for registered automotive workshop approval applications in this quarter



Source notes.

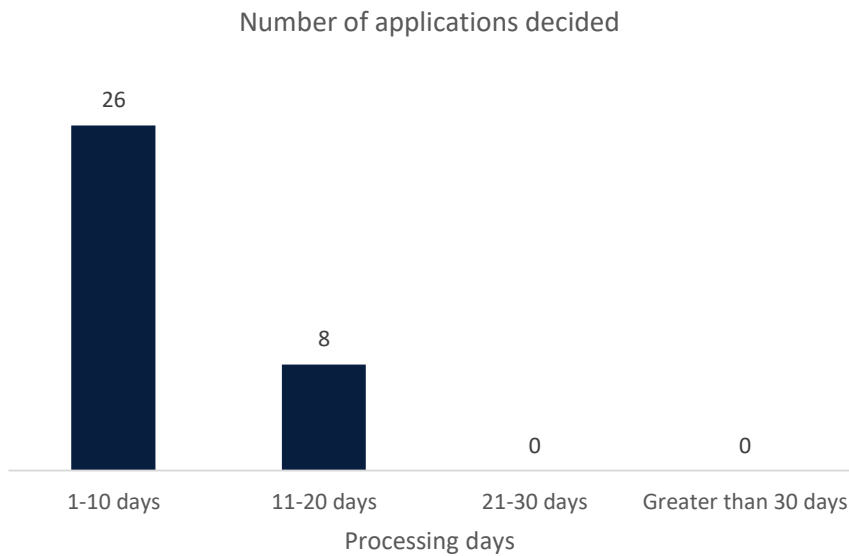
1. Total number of registered automotive workshop approval applications decided from 1 April to 30 June 2025.
2. Timeframe only includes processing days from the last submission to the decision date and excludes any previous submissions for the same application.
3. See [Explanatory notes](#) for details

Figure 9: Processing days for Specialist and Enthusiast Vehicles Register entry applications in this quarter



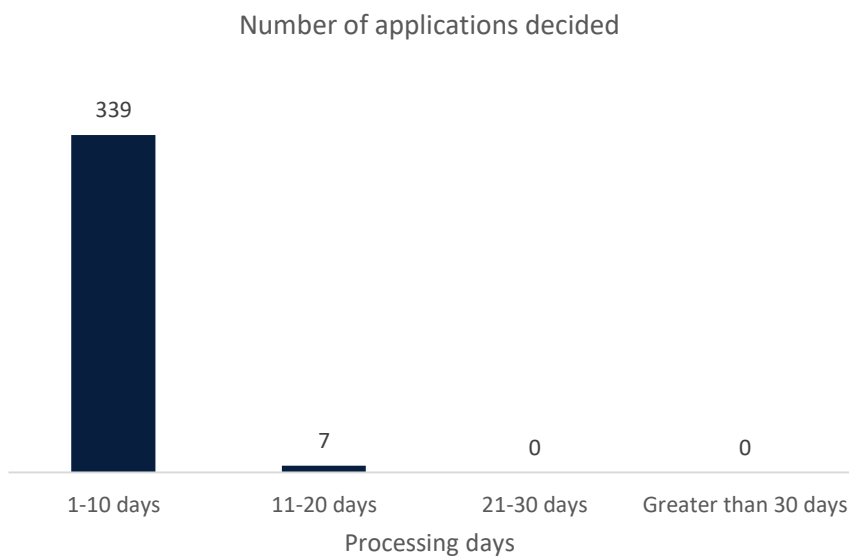
Source notes.

1. Total number of Specialist and Enthusiast Vehicles Register entry approval applications decided from 1 April to 30 June 2025.
2. Timeframe only includes processing days from the last submission to the decision date and excludes any previous submissions for the same application.
3. See [Explanatory notes](#) for details

Figure 10: Processing days for testing facility approval applications in this quarter

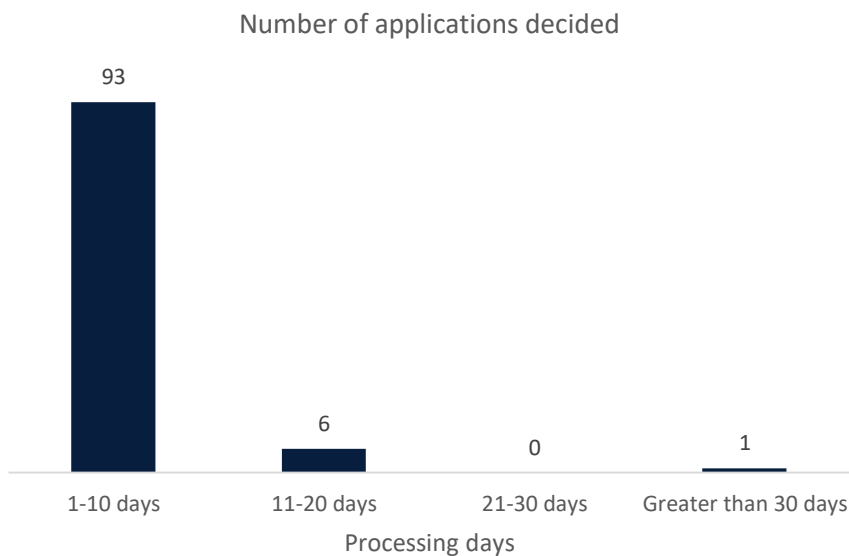
Source notes.

4. Total number of Specialist and testing facility applications decided from 1 April to 30 June 2025.
5. Timeframe only includes processing days from the last submission to the decision date and excludes any previous submissions for the same application.
6. See [Explanatory notes](#) for details

Figure 11: Processing days for non-RAV entry import approval applications in this quarter

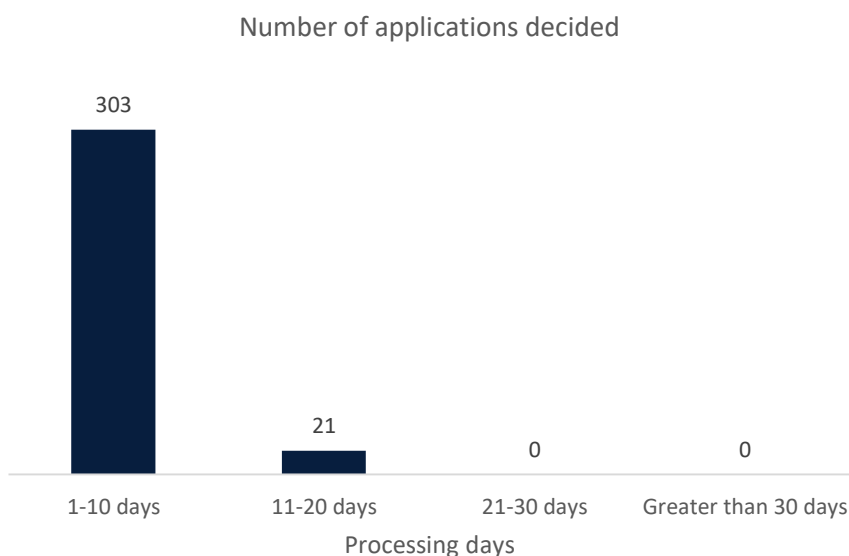
Source notes.

1. Total number of non-RAV entry import approval applications decided from 1 April to 30 June 2025.
2. Timeframe only includes processing days from the last submission to the decision date and excludes any previous submissions for the same application.
3. See [Explanatory notes](#) for details

Figure 12: Processing days for re-importation import approval applications in this quarter

Source notes.

4. Total number of re-importation import approval applications decided from 1 April to 30 June 2025.
5. Timeframe only includes processing days from the last submission to the decision date and excludes any previous submissions for the same application.
6. See [Explanatory notes](#) for details

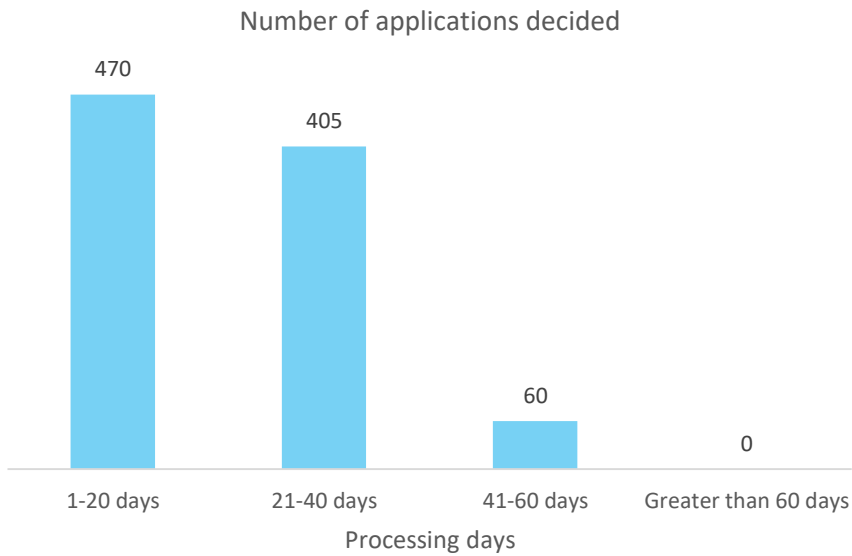
Figure 13: Processing days for advisory notice (not a road vehicle) applications in this quarter

Source notes.

1. Total number of advisory notice applications decided from 1 April to 30 June 2025.
2. Timeframe only includes processing days from the last submission to the decision date and excludes any previous submissions for the same application.
3. See [Explanatory notes](#) for details

Applications with a 60-day legislated timeframe

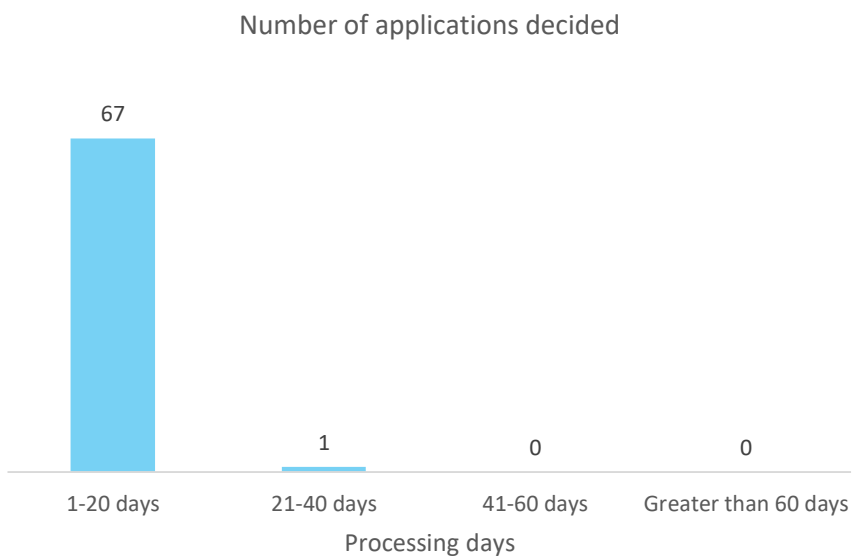
Figure 14: Processing days for vehicle type approval applications in this quarter



Source notes.

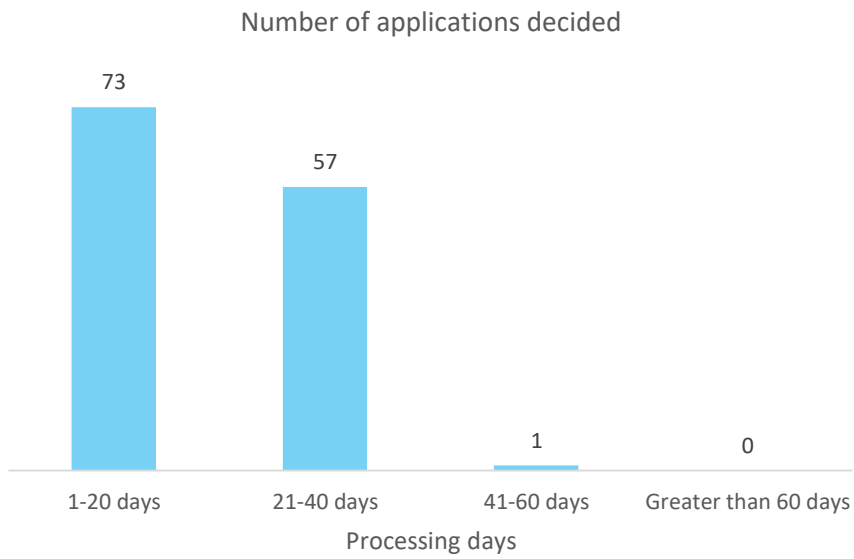
1. Total number of vehicle type approval applications decided from 1 April to 30 June 2025.
2. Timeframe only includes processing days from the last submission to the decision date and excludes any previous submissions for the same application.
3. See [Explanatory notes](#) for details

Figure 15: Processing days for component type approval applications in this quarter



Source notes.

1. Total number of component type approval applications decided from 1 April to 30 June 2025.
2. Timeframe only includes processing days from the last submission to the decision date and excludes any previous submissions for the same application.
3. See [Explanatory notes](#) for details

Figure 16: Processing days for Model Report approval applications in this quarter**Source notes.**

1. Total number of Model Report applications decided from 1 April to 30 June 2025.
2. Timeframe only includes processing days from the last submission to the decision date and excludes any previous submissions for the same application.
3. See [Explanatory notes](#) for details