



Australian Government
Department of Infrastructure, Transport,
Regional Development and Communications



How to add your road vehicle to the Register of Approved Vehicles once specified conditions have been met

What are specified conditions?

Under the Road Vehicle Standards (RVS) legislation, a road vehicle must be entered on the Register of Approved Vehicles (RAV) before it can be provided for the first time in Australia for use on public roads.

To enter a single road vehicle on the RAV, you will need a concessional RAV entry approval.

In some cases, the department will apply specified conditions to a concessional RAV entry approval, which you must satisfy before your road vehicle can be entered on the RAV.

When the department applies specified conditions, they are set out in Attachment A2 of the concessional RAV entry approval notice.

This guide outlines the steps in ROVER that you must take to inform the department that you have satisfied specified conditions and your vehicle is ready for RAV entry.

This guide is not intended for road vehicles to be modified by a registered automotive workshop approval holder, as per the requirements of section 37 of the Road Vehicle Standards Rules 2019 (the Rules).

Examples of specified approval conditions:

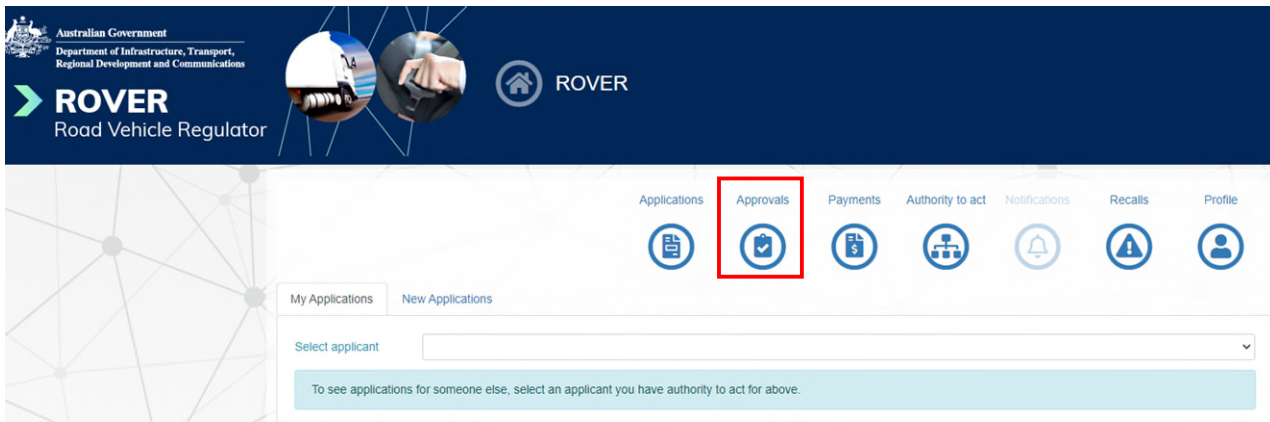
Specified conditions may address a range of issues including, any RAV entry requirements. The following are examples of specified conditions of concessional RAV entry approvals:

- The department may specify that a road vehicle cannot be entered on the RAV until an authorised vehicle verifier (AVV) has verified the vehicle, or modifications to the vehicle, meet relevant standards.
- Depending on the purpose for importing a road vehicle, the department may apply specified conditions that restrict who may use the road vehicle and how it may be used while the approval is in force.
- The department may specify that the approval holder must provide a Vehicle Inspection Certificate before the vehicle can be entered on the RAV.
- A concessional RAV entry approval for an older road vehicle may specify that an AVV must inspect the vehicle to ensure damage and corrosion does not exceed specified limits. If this is specified, the approval holder must provide the inspection report before the vehicle can be entered on the RAV.

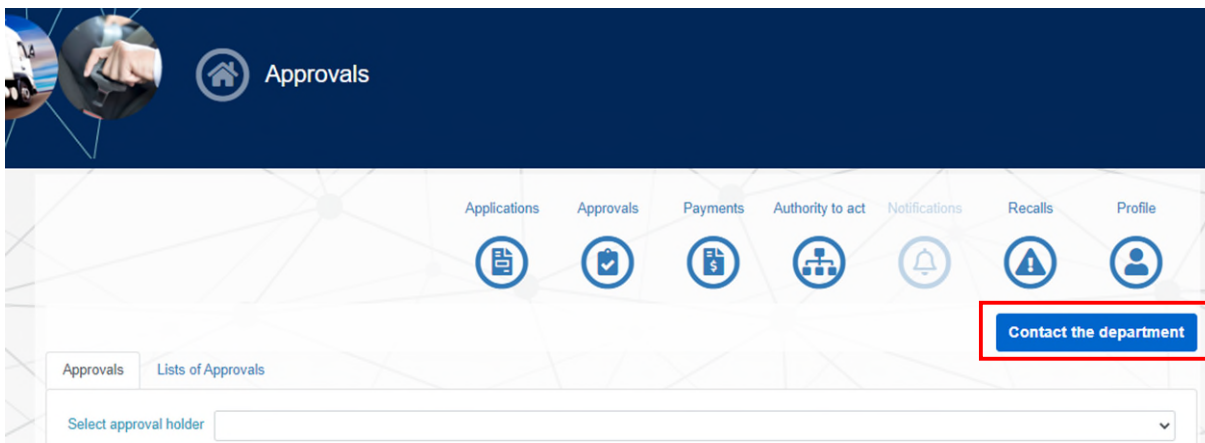
How do I notify the department via ROVER that I have met specified approval conditions?

You will need to sign in to your ROVER account to notify the department that you have meet the specified conditions.

Step 1. Select the [Approvals](#) tab.



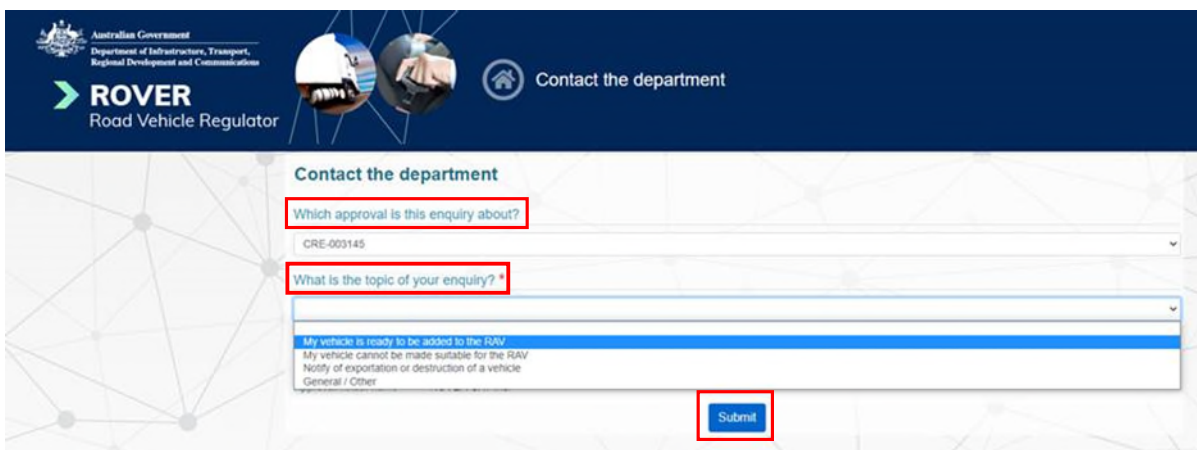
Step 2. Click on the [Contact the department](#) button.



Step 3. On the [Contact the department](#) page, enter the approval number in the [Which approval is this enquiry about?](#) section.

Then select the **What is the topic of your enquiry?** drop down menu.

Select **My vehicle is ready to be added to the RAV** and click the Submit button.



Step 4. Provide any supporting information in the space provided and upload any supporting documents.

The page will expand allowing you add supporting information in the free text field and/or upload supporting documents. The supporting documentation must include any material that the specified approval conditions stipulate.

You will also need to provide your contact details by either selecting the **Use my ROVER profile details** box or filling the contact details fields in case the department needs to talk to you about your enquiry.

Contact the department

Which approval is this enquiry about?
CRE-003145

What is the topic of your enquiry? *
My vehicle is ready to be added to the RAV

Approval status: In Force
Approval number: CRE-003145
Approval holder name: ROVER UAT Inc.

To have your vehicle added to the RAV, you will need to agree to the declaration below and submit this request.
Please note, if the details on your approval are not current or accurate, please submit an application to vary your approval before submitting this request. You should receive a notification from the department once this request has been processed.

Please provide details below and upload supporting information as required.

Upload supporting files

The department may need to contact to talk to you about this enquiry. Who should we contact?
 Use my ROVER profile details

Contact name *
Contact email *
Contact number

Declaration
 I have/I confirm the approval holder has complied with the specified conditions of this approval.
• I understand/I confirm the approval holder understands it is an offence under section 28 of the Road Vehicle Standards Act 2018 (RVSA) to contravene a condition of approval.
• I understand/I confirm the approval holder understands it is an offence under the RVSA to provide information or make a declaration that is false or misleading.
• This declaration is true and accurate.

Submit

Step 5. Complete the declaration and select **Submit**.

You should read the declaration, select the confirmation box and select submit.

What happens next?

Using the information provided, the department will assess your request and if it meets the specified condition(s) the vehicle will be added to the RAV.

Further information

For further information, please visit the [department's website](#) or submit an [online enquiry](#).