

# ASSET MANAGEMENT PLAN

## Electricity

---



---

June 2025

| Document Control |          | Electricity Asset Management Plan                              |                   |                              |          |
|------------------|----------|--|-------------------|------------------------------|----------|
| Rev No           | Date     | Revision Details   | Author            | Reviewer                     | Approver |
| 1.0              | 13/03/24 | Updated Asset Tables   | Stefan Mudalige   | Jason Natoli                 |          |
| 2.0              | 29/5/24  | Full review of initial draft                                   | Jason Natoli      | NIRC                         |          |
| 2.1              | 7/11/24  | Include comments of NIRC Team                                  | Jason Natoli      | Simon Bentley                |          |
| 3.0              | 21/3/25  | Include Audited 2024 Financial figures and determined renewals | Jason Natoli      | Nicholas Mostardo/ Phil Reid |          |
| 4.0              | 10/4/25  | Includes LTFP Figures for Maintenance                          | Jason Natoli      | John Sevil                   |          |
| 5.0              | 16/06/25 | Revised LTFP inputs  | Nicholas Mostardo | Philip Reid                  |          |
|                  |          |  |                   |                              |          |
|                  |          |  |                   |                              |          |

# Contents

|            |   |           |
|------------|---|-----------|
| <b>1.0</b> | <b>EXECUTIVE SUMMARY</b>                            | <b>5</b>  |
| 1.1        | Purpose.....  | 5         |
| 1.2        | Levels of Service.....                              | 6         |
| 1.3        | Future Demand.....                                  | 7         |
| 1.4        | Lifecycle Management Plan.....                      | 7         |
| 1.5        | Condition Assessment.....                           | 7         |
| 1.6        | Monitoring and Improvement Program.....             | 9         |
| <b>2.0</b> | <b>Introduction</b>                                 | <b>10</b> |
| 2.1        | Background.....                                     | 10        |
| 2.2        | Key Stakeholders.....                               | 10        |
| 2.3        | Objectives.....                                     | 11        |
| <b>3.0</b> | <b>Risk Management</b>                              | <b>12</b> |
| 3.1        | Risk Context.....                                   | 12        |
| 3.2        | Risk assessment summary.....                        | 13        |
| <b>4.0</b> | <b>Levels of Service</b>                            | <b>20</b> |
| 4.1        | Assessment of Customer expectations and values..... | 20        |
| 4.2        | Customer Values.....                                | 20        |
| 4.3        | Legislative Requirements.....                       | 20        |
| <b>5.0</b> | <b>Future Demand</b>                                | <b>22</b> |
| 5.1        | Demand side management.....                         | 23        |
| <b>6.0</b> | <b>Lifecycle Management Plan</b>                    | <b>24</b> |
| 6.1        | Maintenance Plan.....                               | 24        |
| 6.2        | Renewal Plan.....                                   | 24        |
| 6.3        | New Acquisitions.....                               | 26        |
| 6.4        | Disposal / Decommissioning.....                     | 26        |
| <b>7.0</b> | <b>FINANCIAL SUMMARY</b>                            | <b>27</b> |
| 7.1        | Synthesis of lifecycle expenditure.....             | 27        |
| 7.2        | Financial Sustainability and Projections.....       | 27        |
| 7.3        | Funding Strategy.....                               | 28        |
| 7.4        | Key assumptions made in financial forecasts.....    | 28        |
| <b>8.0</b> | <b>PLAN IMPROVEMENT AND MONITORING</b>              | <b>29</b> |
| 8.1        | Asset management and financial data source.....     | 29        |
| 8.2        | Improvement Plan.....                               | 29        |

|             |   |           |
|-------------|---|-----------|
| 8.3         | Monitoring and Review Procedures .....        | 30        |
| <b>9.0</b>  | <b>APPENDICES</b>                             | <b>31</b> |
| 9.1         | Appendix A – Criticality Rating.....          | 31        |
| 9.2         | Appendix B: 10-year Maintenance Summary ..... | 32        |
| 9.3         | Appendix B: 10-year Renewal Forecast .....    | 35        |
| 9.4         | Appendix C: 10-year New Acquisitions.....     | 57        |
| 9.5         | Appendix D: Asset Rating descriptions .....   | 58        |
| <b>10.0</b> | <b>REFERENCES</b>                             | <b>59</b> |

## 1.0 EXECUTIVE SUMMARY

### 1.1 Purpose

The major purpose of this Asset Management Plan (AMP) is to deliver on the requirements of the Integrated Planning and Reporting (IP&R) framework from the requirement to clearly identify the assets that makes up the Norfolk Island Regional Council (NIRC) Electricity network.

A major first step in the development of this AMP was to also distinguish the inventory of assets related to Electricity services from other Assets in the former classification "Other Infrastructure". This previous financial class is a conglomeration of a variety of different assets with distinct functions (e.g. parks infrastructure, fuel handling etc). Separation of assets and re-classification of Electricity assets in the Outvye® PPE Asset Register were crucial changes that was carried out in parallel to the development of this AMP. Other critical operational assets are contained in Plant and Equipment and Buildings financial classes, and they will remain grouped in the financial register for that purpose but extracted for use in the overall Electricity AMP.

To facilitate this outcome a specific modification of the Outvye® PPE system has now been finalised to deal with the variance between how assets are captured and managed in the financial register and how they are linked and used in AMPs. This is to overcome the logic which may prevail in grouping and classing like asset on financial basis in the Outvye® PPE register vs the practicalities of managing a network of integrated assets. This allows for Financial Register and the AMP to work seamlessly side by side for each purpose using the same base data.

This AMP aims to systematically address both the short-term prioritised issues of renewal and maintenance and the long-term asset interventions to assist in tackling the backlog of work within the budget limitations to ensure reliable electricity supply meeting current and future demands.

### 2.2 Asset Description

The AMP is built upon the latest update on asset data which was captured in GIS in October 2024 and the May 2024 comprehensive revaluation. Table 1-1 shows a breakdown of the current replacement cost by asset sub class, as documented in the revaluation process.

Table 1-1: Current Replacement Cost by Asset Sub-type

| Asset Sub-Class           | Asset Type              | Asset Sub Type           | Replacement Cost (\$2025) |              |
|---------------------------|-------------------------|--------------------------|---------------------------|--------------|
| Distribution              | Concrete Poles          | HV Power Pole            | \$46,514                  |              |
|                           |                         | HV-LV Power Pole         | \$116,286                 |              |
|                           | Distribution Substation | Distribution Box         | \$36,164                  |              |
|                           |                         | Pillar                   | \$86,155                  |              |
|                           |                         | Pit                      | \$6,382                   |              |
|                           | Power Line              | Overhead High Voltage    | \$2,318,447               |              |
|                           |                         | Overhead Low Voltage     | \$1,254,332               |              |
|                           |                         | Underground High Voltage | \$10,882,611              |              |
|                           |                         | Underground Low Voltage  | \$4,137,389               |              |
|                           | Switches                | Air Brake                | \$72,800                  |              |
|                           |                         | SD                       | \$67,200                  |              |
|                           | Timber Poles            | HV Power Pole            | \$1,595,989               |              |
|                           |                         | HV-LV Power Pole         | \$3,191,978               |              |
|                           |                         | LV Power Pole            | \$2,102,034               |              |
|                           |                         | Transformer Pole         | \$583,898                 |              |
|                           | Transformer             | DC Step-Up               | \$4,332,000               |              |
|                           |                         | Pad Transformer          | \$1,674,400               |              |
|                           |                         | Pole Transformer         | \$1,301,100               |              |
|                           | Fleet                   | Heavy Duty Equipment     | Access                    | \$1,000,000  |
|                           | Generation              | Generator                | Air Compressor            | \$0          |
| Mechanical and Electrical |                         |                          | \$3,139,768               |              |
| Radiator                  |                         |                          | \$353,860                 |              |
| Infrastructure            |                         | Bunding                  | \$70,000                  |              |
|                           |                         | Diesel Tank              | \$225,000                 |              |
|                           |                         | Fuel Pump                | \$60,000                  |              |
|                           |                         | Load Bank                | \$85,000                  |              |
|                           |                         |                          | Platform                  | \$15,000     |
|                           |                         |                          | Switchboard               | \$12,673,971 |
| Photovoltaic              |                         | Inverter                 | \$599,940                 |              |
|                           | Rooftop Collector Panel | \$377,250                |                           |              |
|                           | Transformer             | ZigZag                   | \$15,000                  |              |
| Storage                   | Battery                 | Network Supply Battery   | \$2,394,436               |              |
|                           |                         | On Premise Battery       | \$712,580                 |              |
| Land                      | Freehold Land           | Powerhouse               | \$250,000                 |              |
| <b>Grand Total</b>        |                         |                          | <b>\$55,777,483</b>       |              |

## 1.2 Levels of Service

Average condition of assets is at a “fair” level (with a rating of 2.2/5) however critical assets such as the Power Station would be considered ‘poor’. Planning and execution renewal program would help to bring the overall condition of the asset to a “good” level, which would result in improvement across reliability aspects of the service as well. There’s also a requirement to gather data on some key factors such as detailed condition assessment and criticality to monitor service performance to ensure more robust planning and execution of interventions to deliver a better service to the community.

### 1.3 Future Demand

This Asset Management Plan and budgeting for Norfolk Island's electricity services heavily relies on the current condition and operational situation of the network and its assets. It is crucial that the plan for asset renewal and upgrades considers technological trends that can have an impact on consumer behaviours. Changes such as the growing trend towards PV systems and electric vehicle use, supported by charging station can have a significant impact on the demand load soon. While seen as a positive change, the roll out of PV and battery storage can have significant impacts on the current network in respect of operations and risks to aging infrastructure. Careful consideration of network management and required improvements across the generation and distribution network needs to be planned and budgeted in future revisions of this AMP.

### 1.4 Lifecycle Management Plan

Lifecycle management plan has been developed with assessment of works within the scope of:

- operations and maintenance,
- renewal / replacement, and
- new /upgrades.

It is important that long term financial planning and budgeting review addresses the proposed asset management interventions. This process which will require iteration from Council on an ongoing basis as new information are gathered on the Electricity assets.

Summary of projected average budget requirement for the next 10 years is provided in Table 1-2. This table intends to provide a high-level overview of the budgetary requirement across asset base, but the actual figures and details of each year may vary and are provided in the section 6 and corresponding appendices of this report.

Table 1-2: 10 Year expenditure Profile by Purpose

| New Acquisitions | Maintenance | Renewals     | Disposals   | Total 10 Year Spend | Average Annual Spend |
|------------------|-------------|--------------|-------------|---------------------|----------------------|
| \$8,922,760      | \$8,198,477 | \$30,610,079 | \$1,530,504 | \$49,261,820        | \$4,926,182          |

### 1.5 Condition Assessment

#### 1.5.1 Asset condition

Condition is currently monitored in an ad-hoc manner given the prior lack of systems and process to hold and analyse that data for meaningful asset planning and budgeting. Notwithstanding, condition assessment was noted in the recent 2024 comprehensive revaluation which is supplemented by field assessment of some critical assets and about 50% coverage of the circa 700 poles. There is also a clear operational technical assessment that the majority of power station components are well beyond their useful lives leading to risk of failure and workplace hazards. Network transformers (pole and pad mount) have a spectrum of condition from good to very poor with a number of these being impacted by PV feed in current which has unbalanced some of the fleet, putting them at higher risk of failure.

Condition is measured using a 0 – 5 grading system<sup>1</sup> as detailed in Table 1-3. It is important that a consistent approach is used in reporting asset performance enabling effective decision support. A finer grading system may be used at a more specific level, however, for reporting in the AM plan results are translated to a 1 – 5 grading scale for ease of communication **with 0 signifying no assessment**.

Table 1-3 Condition Grading System

| Condition Grading | Description of Condition  |
|-------------------|---|
| 0                 | <b>Not assessed:</b> no formal assessment is available at this time.                |
| 1                 | <b>Very Good:</b> free of defects, only planned and/or routine maintenance required |

<sup>1</sup> IPWEA, 2015, IIMM, Sec 2.5.4, p 2|80.

|   |  |
|---|--|
| 2 | <b>Good:</b> minor defects, increasing maintenance required plus planned maintenance         |
| 3 | <b>Fair:</b> defects requiring regular and/or significant maintenance to reinstate service   |
| 4 | <b>Poor:</b> significant defects, higher order cost intervention likely                      |
| 5 | <b>Very Poor:</b> physically unsound and/or beyond rehabilitation, immediate action required |

Figure 1-1 Condition Assessment depicts the current condition on a rating of 0-5 of assets by Asset Type and aggregated value. The graph illustrates a high proportion of assets which are not provided with a Condition rating and the overall condition on average being below average for a typical electrical network.

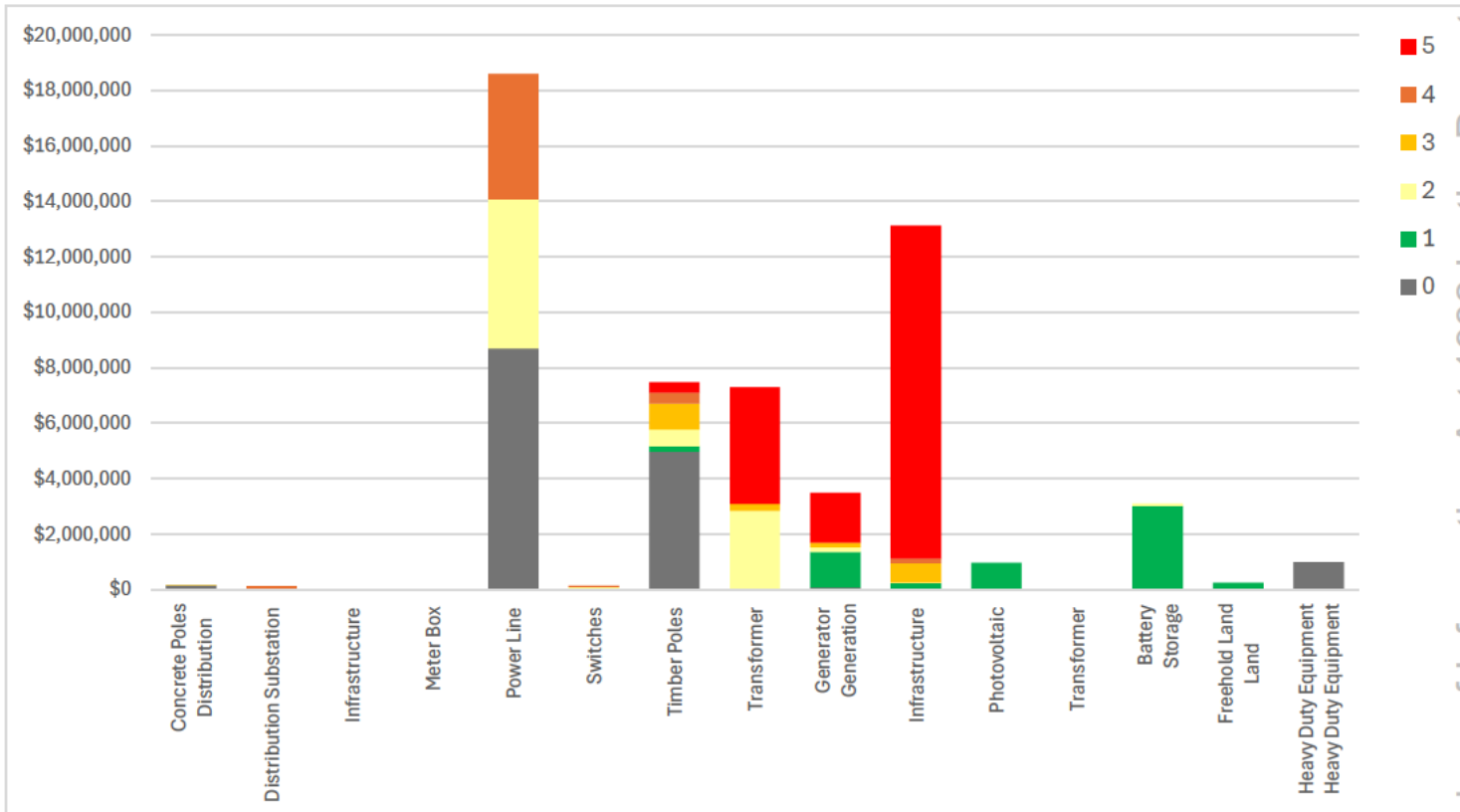


Figure 1-1 Condition Assessment of Asset Type by Value

Released under the Freedom of Information Act 1982 by the Department of Infrastructure, Transport, Regional Development, Communications, Sport and the Arts

## 1.6 Monitoring and Improvement Program

The Asset Management Plan (AMP) outlines various metrics to gauge asset management and service performance, adhering to electricity industry standards. However, there is a need to develop data capture processes that can comprehensively gather information on these key metrics as practically as possible. Improvements in data collection will enable more informed decision-making in the future.

Additionally, the Table 8-1 summarises specific improvement actions aimed at boosting capabilities in expenditure tracking, asset condition assessment, and skill development. These actions are designed to enhance the overall efficiency and effectiveness of asset management apparatus within Norfolk Island Regional Council.

## 2.0 Introduction

### 2.1 Background

As electricity assets deliver a critical service to the community, efficient management of these assets is of paramount importance to ensure reliable service delivery and meeting changing needs tied with net zero initiatives and electrification to replace traditional fuel use. This AMP outlines strategic approaches to optimise asset utilisation, enhance reliability, and align organisational objectives with customer expectations.

This AM Plan is to be read in conjunction with Council's Asset Management Strategy and with reference to the current versions of the following key planning documents:

- Community Strategic Plan
- Long Term Financial Plan
- Operational Plan including the annual budget.

### 2.2 Key Stakeholders

Key stakeholders in the preparation and implementation of this AM Plan are shown in Table 2-1.

Table 2-1: Key Stakeholders in the AM Plan

| Key Stakeholder                             | Role in Asset Management Plan  |
|---|--|
| Norfolk Island Community and Tourists       | <ul style="list-style-type: none"> <li>■ Primary consumers of the services provided by the assets</li> </ul>   |
| Council Administrator and General Manager   | <ul style="list-style-type: none"> <li>■ Endorse the AM Plan</li> <li>■ Ensure resources to meet planning objectives in providing services while managing risks,</li> <li>■ Ensure services are sustainable.</li> </ul>  |
| Audit and Risk Management Committee         | <ul style="list-style-type: none"> <li>■ Independent assurance and assistance to Council on Council's risk, control and compliance frameworks, and external accountability.</li> </ul>   |
| Executive Management                        | <ul style="list-style-type: none"> <li>■ Support the objectives of the AM Plan,</li> <li>■ Provide strategic and operational input and support,</li> <li>■ Project manage the design and implementation of renewal, upgrade and new construction of infrastructure assets.</li> <li>■ Allocate and manage the necessary resources to support the implementation of the AM Plan.</li> </ul> |
| Corporate and Finance                       | <ul style="list-style-type: none"> <li>■ Ensure the integrity of financial data relevant to the implementation of the AM Plan</li> </ul>   |
| Engineers, Technical officers and Tradesmen | <ul style="list-style-type: none"> <li>■ Provide technical input and support,</li> <li>■ Prepare and update works programmes,</li> <li>■ Delivery of works programmes,</li> <li>■ Update and maintain the integrity of assets and the related network data.</li> </ul>   |

## 2.3 Objectives

Objectives of asset management extends throughout the lifecycle of assets and connects to the Council's overarching vision to improve asset management maturity. This AMP intends to attain following objective by taking a long-term planning approach.

- Minimise lifecycle costs associated with acquiring, maintaining, and decommissioning of electricity assets while maximizing their value to the organization and to the wider Norfolk community.
- Promote frameworks and information systems that increase asset visibility and tracking by maintaining accurate records of all assets, including their location, configuration, and usage, to enable better decision-making and resource allocation.
- Create evidence base for decision making and priority setting to make decision on the asset management interventions.
- Identify and mitigate risks such as compliance issues, and equipment failures, to ensure uninterrupted service delivery along with long-term asset stewardship.
- Comply with regulatory requirements, standards, and licensing requirements to avoid legal penalties and regulatory fines and to avoid adverse impact on the community.
- Monitor the performance to identify areas for improvement and optimize efficiency, reliability, and quality of overall service delivery.
- Ensure disaster recovery, and continuity of business and community's lifestyle, by building disaster preparedness to enable quick recovery from disasters or disruptions, minimizing downtime.

## 3.0 Risk Management

### 3.1 Risk Context

A primary goal of risk management within the context of Asset Management Planning, is to lessen the negative effects of asset failure due to age and typical wear and tear. This is to avoid the inability to achieve the desired performance due to shortcomings in the asset management fleet and the risk associated with delivering required level of services with growing needs for the services.

It is acknowledged that NIRC's financial and staffing limitations present inherent underlying risks in the asset management process. It is expected that those key concerns are addressed within a broader strategic outlook of the organisation, drawing from the risk treatments and broader recommendations and improvement directions provided in this report. It is also important to recognise, like other remote communities, the challenges of meeting the basic services provision with a limited number of customers and related revenues.

Within the scope of this AMP, a Risk Management Framework has been established to identify and control the various risks related to asset management or the absence of it. This includes business risks, operational risks, financial risks, reputational risks, and health and safety risks. The Framework is designed to apply a uniform and methodical approach to managing these risks in the specified environment.

Furthermore, a risk evaluation of the Electricity assets has been conducted generally following the typical Risk Management framework approach. It is essential to maintain and regularly update the risk register associated with this document. The register should be used as a tool to systematically identify, monitor, and address risks to reduce their potential negative effects (and benefit from positive effects).

Risk Assessment is one of the important approaches to strategically plan asset-related interventions amongst the other lenses for planning interventions such as considering the current condition of the assets, their functional performance, and their capacity or usage levels.

**3.2 Risk assessment summary.**

Table 3-1 summarises the outcome of the risk assessment in relation to asset management.

Table 3-1: Summary of Risk Assessment

| Priority          | Risk Source and Type                         | Key Risks - Description   | Likelihood | Consequence  | Consequence Description  | Risk Rating | Risk Treatment Plan  | Residual Risk | Treatment Costs (Preliminary Estimate only)                      |
|-------------------|--|---|------------|--------------|--|-------------|--|---------------|--|
| <b>Generation</b> |  |   |            |              |  |             |  |               |  |
| 1                 | Operational - Main Power station Switchboard | <p><b>Current Issue</b></p> <p>Capacity and Age of Switchboard installed in 1972 and is well past useful life with aged, hard to source components.</p> <p>High levels of day-to-day management of loading to ensure reliable supply.</p> <p>Failure of Low-voltage switches in the main board results in a complete inability to disconnect and successfully reconnect the low voltage to the external switchyard and network.</p> <p>Long lead times to design, procure, ship and install new infrastructure.</p> <p><b>Emerging issue</b></p> <p>Additionally, the overall capacity and loading will change significantly if there is a change to the current 20Amp/dwelling restrictions.</p> <p>There is insufficient capacity of switchboard (2 feeds @ 3,000 Amps/feed) to supply power from battery storage and generators to</p> | Certain    | Catastrophic | Long-term loss of power to the island with no ability to quickly reestablish supply. | Extreme     | <p>Replacement of Switchboard including consideration overall capacity and contingency for HV rating change (i.e. 6.6 to 11 kV).</p> <p>Consequential changes to power station and switchyard.</p> | Low           | \$11.0M-12.0M for replacement of both the LV and MV switchboards |

| Priority | Risk Source and Type                               | Key Risks - Description  | Likelihood  | Consequence  | Consequence Description  | Risk Rating | Risk Treatment Plan   | Residual Risk | Treatment Costs (Preliminary Estimate only) |
|----------|--|--|-------------|--------------|--|-------------|---|---------------|---|
|          |  | external network to allow for universal take up of additional current.<br><br>Overload to main board busses resulting in catastrophic board failure.   |             |              |  |             |   |               |   |
| 1        | HV Step Up Transformers - Operational              | Given age and condition there is a high likelihood of failure.<br><br>Given switching issues the managed replacement of these is not possible to maintain power supply to island. <ul style="list-style-type: none"> <li>3 x HV step up transformers were installed in 1972 and are leaking oil and have degraded and corroded components. All well beyond useful life.</li> <li>1 x HV step transformer installed in 2006 and reaching end of useful life.</li> </ul> Procurement of these items is challenging as they are not a stock item. Transformers will need to be fabricated to a specification. | Very Likely | Catastrophic | Long-term loss of power to large sections of the island.   | Extreme     | Replace transformers in a configuration that provides for the current 6.6kV and allows for future growth and rating change. |               | \$1.5M                                      |
| 1        | HV Switching of Step-up Transformers - Operational | Arcing out or collapse of switches.<br><br>Older mechanical HV switching of output from Step up transformers to HV feeders. The switch has a high probability of failure which given proximity of tradesman during switching has serious WHS risk. This limits the safe isolation of the HV feed to the various network feeders on island.<br><br>does not allow for remote switching.   | Possible    | High         | Loss of power to the major feeders on the network.<br><br>Inability to quickly procure and replace switches.<br><br>Supply from Power Station to HV Step up transformers cannot be isolated requiring all of | Extreme     | Replacement of HV Switches, enclosure and hardstand.  | Low           | \$1.5M                                      |

| Priority | Risk Source and Type                | Key Risks - Description   | Likelihood | Consequence  | Consequence Description   | Risk Rating | Risk Treatment Plan  | Residual Risk | Treatment Costs (Preliminary Estimate only)  |
|----------|-------------------------------------|---|------------|--------------|---|-------------|--|---------------|--|
|          |                                     |   |            |              | network to be taken out to allow for HV switch change over.   |             |  |               |  |
| 1        | Generation Management - Operational | <p>Overgeneration of power during peak PV output leading to impacts on power station and wasted energy from network.</p> <p>The PV production is highly variable without storage to absorb the incoming current and makes management of the PowerStation a more challenging task given current aged equipment.</p> <p>Lost revenue sources and increased production cost from lack of storage</p> <p>Inability to deploy alternative stored power source for during upgrade works or in times of emergency failures in plant.</p> | Certain    | Major        | <p>Increase change of failure of power station components given loadings.</p> <p>Lost energy leading to higher cost of production (given need to waste electricity to load banks and then deploy diesel generators rather than storage to meet load demand. )</p> | High        | <p>Install more bulk storage at power station to capture the peak generation. Given solar PV production a 3.5Mw battery would be optimal at this stage</p> <p>Takes pressure of the management of the powerhouse and the impact of the PV.</p> | Low           | \$4.0M   |
| 2        | Operational                         | Water ingress and penetration to Main PowerStation Switchboards through failures in subfloor ducting impacting on switchboard   | Possible   | Catastrophic | Loss of network to island for extended time >6months  | High        | <p>Roof repairs completed in 2025.</p> <p>Major Upgrade to PowerStation Building and Drainage Systems</p>  | Low           | \$1.0M for refurbishment of Power Station Structure refer to Acquisitions and Upgrades |

| Priority | Risk Source and Type | Key Risks - Description   | Likelihood     | Consequence  | Consequence Description   | Risk Rating | Risk Treatment Plan  | Residual Risk | Treatment Costs (Preliminary Estimate only) |
|----------|----------------------|---|----------------|--------------|---|-------------|--|---------------|---|
| 2        | Operational          | New Private PV systems and meters - Optimal use is being impacted by communication issues to allow for proper network control and ant ingress | Almost certain | Major        | Loss of energy being produced in private PV systems entering the network in a productive and efficient manner   | High        | Need to address the SIM card and mobile network issues and retrofit changes to eliminate ant issues.               | Moderate      | \$250k                                      |
| 2        | Operational          | Power export imbalance on phases back feeding into transformers because of increased PV and domestic battery storage                          | Almost certain | Major        | Loss of Transformers from imbalance on phases driven by High PV production days and low usage   | High        | Need to investigate high load LV Circuits and confirm sharing and loading over phases                              | Low           | \$1.5k per transformer                      |
| 2        | Compliance           | WHS - Lack of tradesmen impacting on compliance with having enough crew when working on live works.   | Almost certain | Major        | Non- compliance with SWMS, legislation and risk management framework. Higher impacts when staff on leave.   | High        | Engage 1-2 more experienced Linesmen   | Low           | \$100-200k per annum                        |
| 2        | Health & Safety      | Risk of injury or death   | Possible       | Catastrophic | Issues with tradesmen working alone or shorthanded because of limited staff and extensive workload including emergency work and services to NIRC generally. | High        | Manage work undertaken which is limited by staff availability. Engage more tradesmen as set out above.             | Low           | As above                                    |
| 3        | Operational          | Lack of inventory and lead times to supply.<br><br>Issues with searching and ordering inventory.  | Likely         | Major        | A lack of specialised equipment and network components for repairs or renewals  | High        | Need for rectification of stores management and ordering procedures to ensure adequate stocks of plant, equipment, | Low           | \$10k and attention from Finance            |

| Priority | Risk Source and Type | Key Risks - Description  | Likelihood | Consequence | Consequence Description  | Risk Rating | Risk Treatment Plan   | Residual Risk | Treatment Costs (Preliminary Estimate only) |
|----------|----------------------|--|------------|-------------|--|-------------|---|---------------|---|
|          |                      |  |            |             | will have major consequence in supplying electricity to all or parts of the network.   |             | materials and components.   |               |   |
| 1        | Financial            | Lack of access to specialised equipment creates workplace risk and inhibits efficiency in network maintenance. | Likely     | Major       | Access to specialised equipment is necessary to ensure: equipment is within compliance periods delivery of safe work practices to limit workplace injury and accidents; improved productivity to renew major sections of the network ability to maintain the network efficiently efficient use of human resources. | High        | Provision of elevated work platforms and pole boring/crane machine to electrical specification to target the largest scale of effort in the network renewals and maintenance. | Low           | \$3.65M for new equipment                   |
| 3        | Operational          | Increasing Storm and Cyclone Damage as intensities increase.   | Possible   | Major       | Downed lines, loss of capacity, fire risk - high risk of network failure in high winds or storm events   | High        | Need to ensure integrity of infrastructure from failure and to remove strike hazards such as trees (refer below) and other objects where feasible.                            | Medium        | \$75,000/annum                              |

| Priority | Risk Source and Type | Key Risks - Description     | Likelihood     | Consequence | Consequence Description  | Risk Rating | Risk Treatment Plan  | Residual Risk | Treatment Costs (Preliminary Estimate only) |
|----------|----------------------|-----------------------------|----------------|-------------|--|-------------|--|---------------|---|
|          | Operational          | Tree strike on conductors   | Likely         | Major       | Downed lines, loss of capacity, fire risk - high risk of network failure in high winds or storm events   | High        | Tree trimming program to remove ongoing risk from tree strike.                                     | Medium        | \$95,000/annum                              |
| 2        | Operational          | Failing Cross Arms Hardware | Almost certain | Moderate    | Given the similar age and condition of most poles it is likely that the rate of failure will increase significantly with potential loss of power and hazard risk to public.  | High        | Program to inspect and replace all kingbolts and check durability of crossarms and insulators      | Low           | \$40,000/annum                              |
| 2        | Operational          | Collapsing Power poles      | Possible       | Major       | "Falling poles may impact vehicles or other property including people. Creates an electrical hazard causing injury death.<br><br>Need for immediate reactive Action to reinstate supply via generators and initiative replacement poles and associated repairs." | High        | Ned to replace all condition 5 poles and greater and initiate ongoing pole rot inspection program. | Low           | \$35,000/annum                              |

| Priority | Risk Source and Type | Key Risks - Description  | Likelihood | Consequence  | Consequence Description  | Risk Rating | Risk Treatment Plan  | Residual Risk | Treatment Costs (Preliminary Estimate only) |
|----------|----------------------|--|------------|--------------|--|-------------|--|---------------|---|
| 2        | Financial            | Consequential loss and insurance claims  | Possible   | Catastrophic | Payout for personal and business losses and as part of mass power outage.          | Extreme     | Undertake Risk Management Actions including capital renewal and reinstatement of necessary maintenance programs to reduce or eliminate risk.   | Low           | As noted above                              |
| 3        | Legal                | Assess Risk to maintain or replace network assets located on or traversing private land relying only on wayleaves or handshake agreements. | High       | Significant  | Inability to make safe, repair or replace network items which are on private land. | High        | Options include: <ul style="list-style-type: none"> <li>• Establish formal easements over land to allow access.</li> <li>• Review and refine laws to provide right of entry to maintain.</li> <li>• Reroute network out of private property or where formal easements can be established.</li> </ul> | Low           | Unknown                                     |

## 4.0 Levels of Service

Service Levels for various asset categories have been articulated within the context of local government asset management, representing a holistic integration of community expectations and values, with technical indicators. These Service Level benchmarks are outlined within the framework of the Norfolk Island Regional Council's asset management strategy, ensuring alignment with statutory mandates and the broader strategic goals for asset stewardship.

### 4.1 Assessment of Customer expectations and values

The process of defining Service Levels is underpinned by a methodology that incorporates professional judgement alongside active community engagement and feedback mechanisms. This allows a practical approach to ensure that the Service Levels resonate with both technical metrics and the aspirations of the community.

The residents of Norfolk are highly pragmatic when it comes to the performance of the electricity network given self-generation and the limitation on high current devices. As more generation comes into the network through PV and battery "on premise" storage this is likely to change expectations without understanding some of the broader technical limitations of the network.

Given the scale and scope of asset renewal that are in the forward estimates particularly in the next 20 years it would be prudent to fully assess the restructuring of the network to allow for greater PV and storage and to explore the increase from 6.6kV to 11kV. Any renewals that are undertaken in the short-term including major renewal at the power station should ensure flexibility where possible for this HV change and ensure no regrets investment moving forward.

This is essentially being considered through the current scope of renewals and upgrades which is being supported by additional technical reviews of the network, its configuration, risks and future demand.

### 4.2 Customer Values

Electricity supply customers see value in:

- secure reliable electricity supply,
- supply with a diminishing need to rely on expensive fossil fuel for generation; and
- reducing the overall cost of electricity.

### 4.3 Legislative Requirements

As a territory of Australia, provision of electricity is within the oversight of the Federal Government, although the Norfolk Island Regional Council operates under an applied version of NSW Local Government legislation, the Local Government Act 1993 (NSW)(NI). The key legislative requirements that influence the electricity asset class are outlined in Table 4-1. In case where Norfolk legislation gets replaced with Australian mainland legislation, it may have some impact on the level of service which would need to be documented in future revision of the electricity AMP. For example, application of the Australian Standards may require upgrades to various components of the network or additional protection being put in place all with capital and operational consequences.

Table 4-1: Legislation Requirements

| Legislation                          | Requirement   |
|--------------------------------------|---|
| Local Government Act 1993 (NSW) (NI) | Sets out the role, purpose, responsibilities, and powers of the Norfolk Island Regional Council including the preparation of a long-term financial plan supported by asset management plans for sustainable service delivery. |
| Electricity Supply Act 1985          | Legal framework for NIRC to deliver electricity services to the island  |

| Legislation  | Requirement   |
|--|---|
| Employment Act 1988 (NI)   | Part 4, Safe Working Practices, sets out employer and employee obligations to prevent a person's death, injury, or illness from being caused by a workplace, by a relevant workplace area, by work activities, or by machinery or substances for use at a relevant place. |
| Environment Act 1990 (NI)  | To prevent, so far as is practicable, the degradation and destruction of the natural environment and landscape beauty of Norfolk Island.  |
| Environment Protection and Biodiversity Conservation Act 1999 (Commonwealth) | To protect and manage unique plants, animals, habitats, and places. This includes heritage sites and the Norfolk Marine Park.   |
| Australian Accounting Standards (AAS)  | The Local Government Act 1993 (NSW) (NI) requires Council to comply with AAS. Standard AASB 116, Property Plant and Equipment stipulates requirements on the recognition, valuation, depreciation, and disposal of assets.  |

## 5.0 Future Demand

To adequately assess the demand for the purpose of asset management, the impact on providing electricity services is assessed based on the demand drivers. Table 5-1 contains a list of key demand drivers and a description of their impact on the service. Demand assessment mainly affects the planning for upgrades and new asset acquisition. It must be noted that there are interdependencies between demand drivers, hence the future upgrades and expansions requirement would be most likely to have a resultant effect of combination of demand drivers. Further assessment on these aspects may be necessary to once the budgeting framework and fully set up covering modes of asset interventions.

Table 5-1: Demand Assessment

| Demand Drivers                                   | Projection   | Impact on Services |
|--|--|--------------------|
| Population Growth                                | Norfolk Island has a population of 2,188 (ABS 2021), this compares with a population of 1,748 (ABS 2016) and 1,796 in 2011 (Norfolk Island Government Census). There are no foreseeable significant changes to the population that will act as drive for the demand growth.  | Minimal            |
| Tourism Growth                                   | Annual tourism arrival is expected to be steady with the maximum arrivals accounted in 2022-23 financial year at 32,232. Potential for decline in services as target demographic market. Promotional activities underway may see new mark segments emerge.   | Minimal            |
| Electric substitution of machinery and equipment | Demand can also see increase with electrical substitution for currently fuel powered plant and equipment.  | Moderate           |
| Legislative and policy decisions                 | Net zero targets to gradually reduce emission may have moderate impact on the demand projections in the next 10 years given gains already made in 22/23 and 23/24  | Moderate           |
| Expansion of Sewerage Network                    | Demand will increase as additional areas are seweraged to reduce water quality impacts from on-site treatment processes. As has been evidenced in KAVHA the installation of pressure sewerage systems and major pumped transfer mains will see an increase in number of pumps in the network and the frequency of pump starts (max current draw), and pump run times on existing pumps. The rehabilitation of the sewage treatment plant will also see an increase in demand from the re-establishment of failed electrical equipment operating on a 24/7 basis. | High               |
| Consumer Choice and Demand                       | By far the greatest change will come from consumers expectations and demand to lift the current restriction on electrical appliances in homes. This could include electrical appliances such as air conditioning, electric induction cooktops and hot water in line with mainland trends. This could see a rapid rise in overall generation requirements and particularly impacting on the current 6.6kV HV network capacity.  | High               |
| Electric Vehicles                                | Growth the electric vehicle usage where local markets emerge.  | High               |

## 5.1 Demand side management

Demand Side Management (DSM) provides a suite of strategic non-asset solutions designed to lower the demand on the electrical supply infrastructure. These solutions yield considerable benefits in terms of cost savings, environmental protection, and enhanced system reliability.

Arguably Norfolk Island has one of the most efficient demand management systems in place given the controls on appliance use to ensure the 6.6 kV system is providing sufficient power to all aspects of the islands premises. A key aspect of the current demand management is the high success of limiting energy use by ensuring that high amperage devices are limited or restricted from the network. These includes the domestic use of 3 phase appliances and high current draw cooling and heating equipment (AC, hot water, induction cooking).

Should this change to an 11 kV system then implementing demand side management campaign based on an energy audit is a common strategy that has proved to be effective. It pinpoints specific areas within the community where energy efficiency can be significantly optimised. Such campaigns typically lead to practical improvements in energy use, community-focused demand response recommendations, smart grid technology deployment, and effective load shifting and management practices.

## 6.0 Lifecycle Management Plan

### 6.1 Maintenance Plan

The proposed budget for Financial Year 2025-26 outlines a total expenditure of \$725,000 for the electricity service maintenance.

NIRC is seeking to significantly improve the documentation of maintenance scopes and budgets both prior to and following major renewals noting such changes will impact on the scope of work to be done. The overall emphasis being to return to a regime of preventative maintenance to ensure the longevity of the asset base.

This will materialise in a suite of Programs and Projects of work to support the network operation and condition. This work is scheduled to occur in FY 25/26 year and beyond.

With continuous improvement of the maintenance planning and budget prioritisation and improved support for asset management from business operations it is envisaged that the current short term budget gaps may be reduced in the future Figure 6-1.

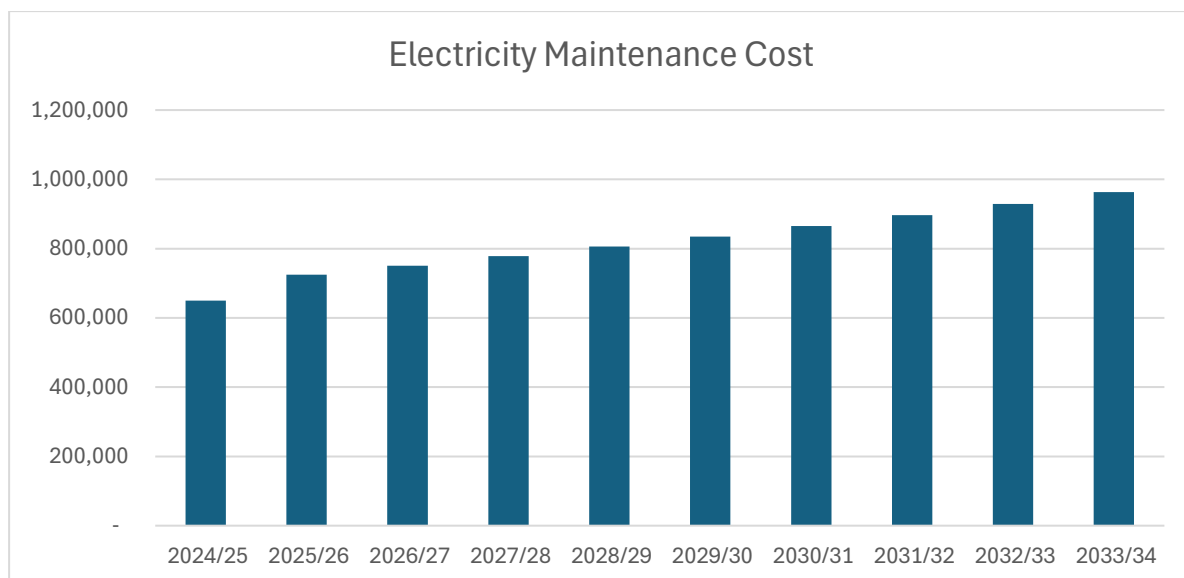


Figure 6-1: Maintenance cost forecast for the next 10 years.

### 6.2 Renewal Plan

Asset renewal is a capital-intensive process that requires careful planning and prioritisation. The Asset Management Plan incorporates a synthesis of renewal projections, which are derived from Council's current knowledge and are presented as "Determined Renewals." These are defined due to a range of reasons including, assets beyond life, premature degradation, observations of asset failure and identified capacity and functional deficiencies. The determined renewals are a consequence of not having an AMP framework in place along with programs and projects to keep the assets in appropriate condition.

Conversely other renewals are modelled based on the lifecycle of the assets noted in the register (direct renewals) and are prioritised according to the asset's condition and criticality ratings consistent with typical management practices.

The majority of condition ratings are derived from the recent Comprehensive Revaluation process. The criticality ratings, on the other hand, are assigned by considering factors such as asset subclass, connectivity hierarchy and

location-based factors to ensure that crucial assets are renewed first to maintain service levels and operational reliability.

Going forward, more work needs to be done on the condition assessment of the assets to update the current data set improving the evidence base required for proper decision making and prioritisation.

For further details on the criticality ratings, please refer to the Appendix A, where a table lists the ratings according to asset sub-class and asset type. The weighting used for the prioritization of renewals is detailed in Table 6-2, providing a transparent and systematic approach to this essential aspect of asset management.

Table 6-1: Prioritization Criteria for Asset Renewals

| Criteria     | Weighting   |
|--------------|-------------|
| Condition    | 55%         |
| Criticality  | 15%         |
| Age          | 30%         |
| <b>Total</b> | <b>100%</b> |

The renewal prioritisation modelling within our Asset Management Plan currently relies solely on the available data, specifically the condition and criticality of the assets. It is recommended that additional criteria, such as functionality and capacity/utilization, be systematically recorded in the Asset Management Information System (AMIS) as a regular practice. This enhancement will enable a more robust and comprehensive approach for prioritization of renewal actions in future revisions of the AMP.

It should be noted that, as of now, budget capacity as modelled by Council’s Long Term Financial Plan (LTFP) is insufficient for the complete renewal and replacement of assets. This poses a significant challenge for the management of asset life cycles and the continuous provision of services.

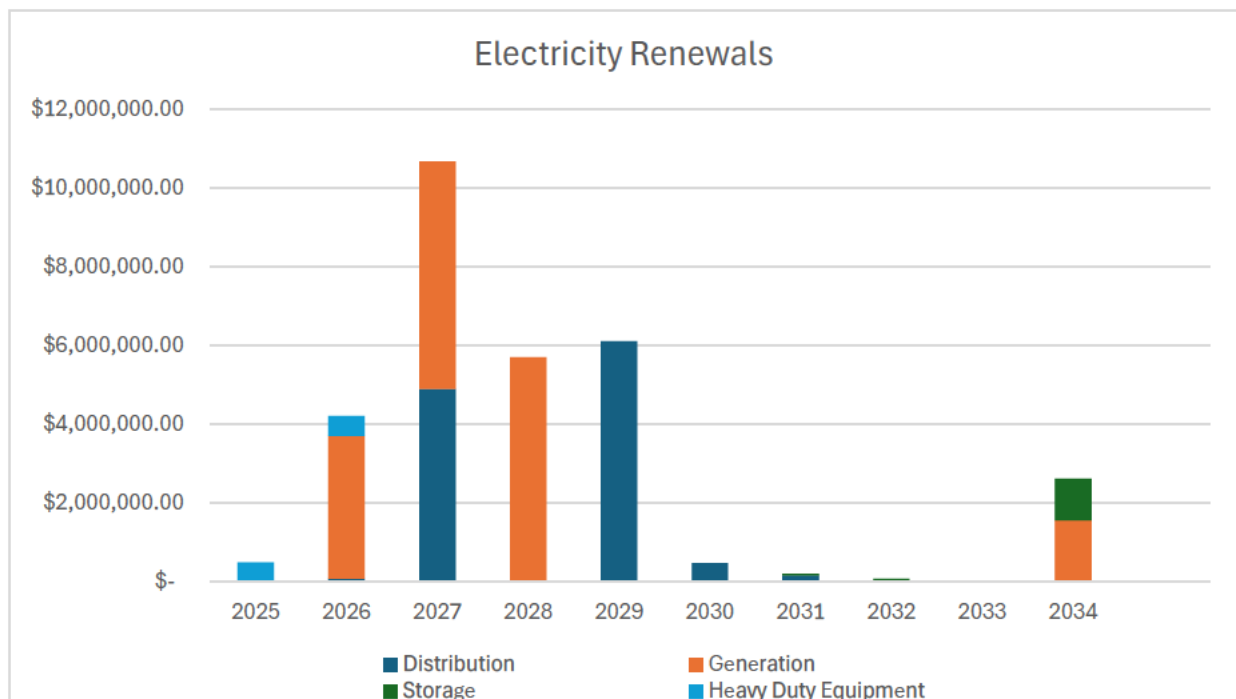


Figure 6-2: Renewal/Replacement cost forecast for the next 10 years (indexed from 2025 dollars at 4.5% per annum)

Moving forward, it is essential that after asset inspections, and any targeted risk assessments or analysis, the criticality score, function score, and capacity and utilization score are recorded and updated in the system. This will ensure a more precise representation of the state of the asset base.

### 6.3 New Acquisitions

Figure 6-3 illustrates the planned cost of asset acquisition resulting from need to improve service delivery and efficiency. This includes improved management of operations, reduction of losses from generated PV during day and overall improvement in work practices and efficiency in maintenance and renewal through new equipment.

Additional work will come out of current investigation and reporting by specialised electrical consultants on the future configuration and makeup of the network which is likely to inform the years beyond 2027.

The details of the New Acquisitions and cost estimates are provided in Appendix C.

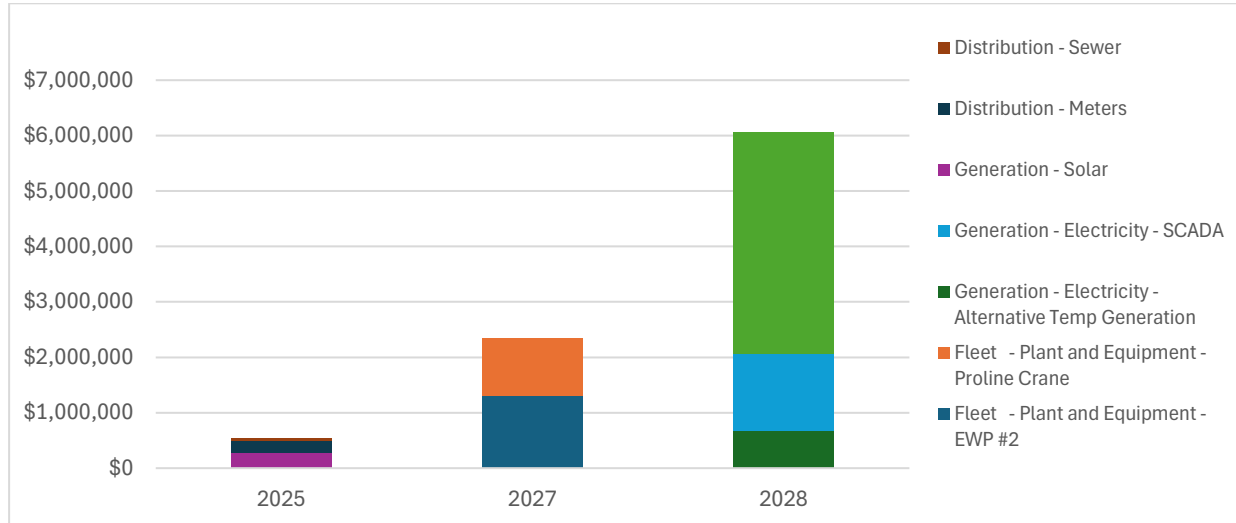


Figure 6-3: Service New Acquisitions forecast for the next 10 years.

### 6.4 Disposal / Decommissioning

According to AMP, many of the costs associated with asset disposals ascribed to the renewal and replacement of assets. It is estimated that the disposal of each asset will cost an amount equivalent to 5% of its replacement cost, which varies based on the extent of the asset's renewal or replacement. As the asset systems mature more detailed and specific information will inform this process.

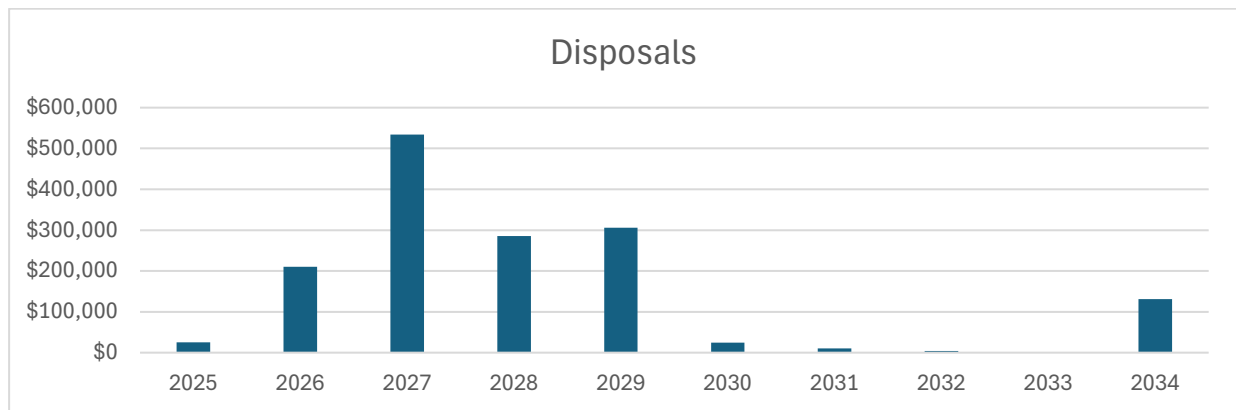


Figure 6-4: Disposal cost forecast for the next 10 years

## 7.0 FINANCIAL SUMMARY

The financial statement forecast expenditure components – Operations & Maintenance, Renewal, Upgrades - on the current asset base as well as new assets that are planned to be acquired as part of service upgrade or expansion.

### 7.1 Synthesis of lifecycle expenditure

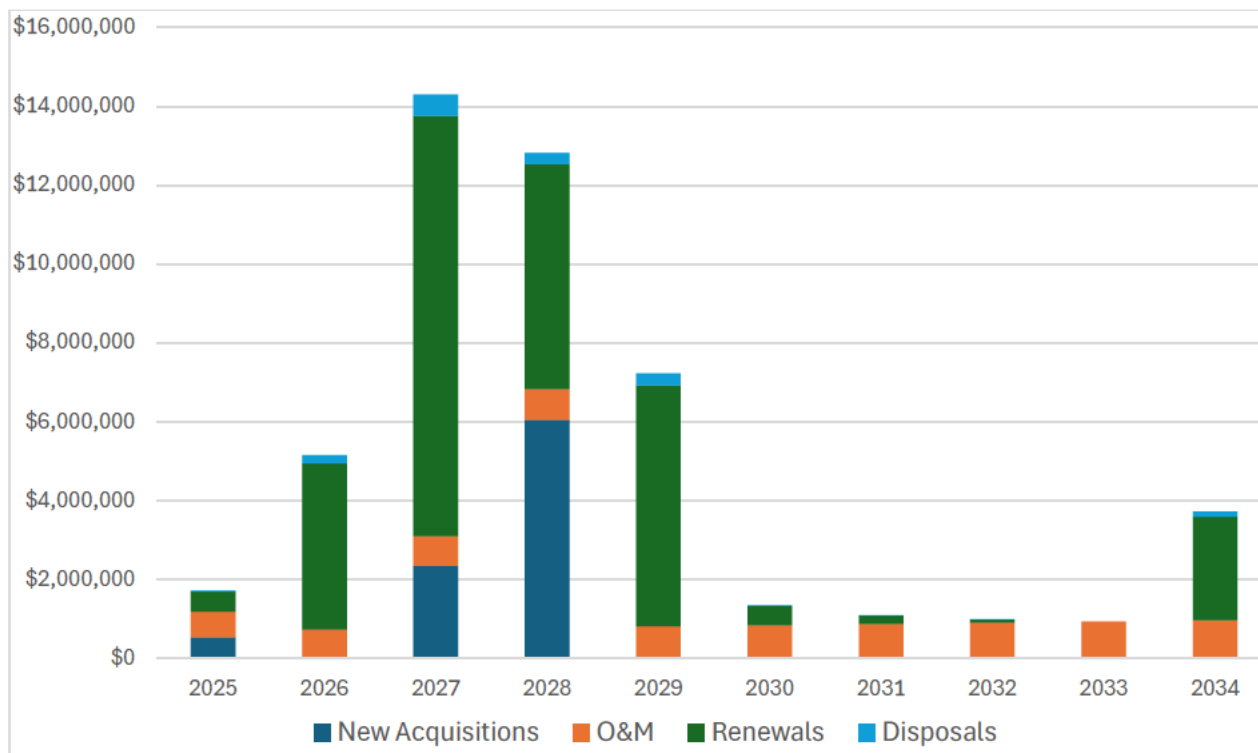


Figure 7-1: Life-cycle cost forecast

### 7.2 Financial Sustainability and Projections

#### Asset Renewal Funding Ratio

Asset renewal funding ratio indicates the adequacy of the current funding level to meet the renewal needs of the assets from 2025 – 2034. This is calculated by the expenditure on renewal of all existing assets divided by annual depreciation, average over 3 years.

The forecast renewal work along with the estimated cost of each renewal project is provided in Appendix B.

#### Infrastructure Backlog Ratio

The Infrastructure Backlog Ratio is measured using the cost to bring assets to satisfactory condition (renewal works only) to net carrying amount (written down value).

##### 7.2.1 Forecast costs (outlays) for the long-term financial plan.

Table 7-1 shows the forecast funding within the planning duration of 10 years starting from 2024/25 financial year.

Providing services in a financially sustainable manner requires a balance between the forecast outlays required to deliver the agreed service levels with the planned budget allocations in the long-term financial plan.

Forecast renewal costs are shown indexed at 4.5% per annum. These forecast costs were determined through a discussion with the council representative, lifecycle cost modelling and assessing determined renewals and service upgrades planned by NIRC.

Table 7-1: 10-year cost forecast and Funding Requirement

|              | New Acquisitions   | Maintenance        | Renewals            | Disposals          | Total 10 Year       |
|--------------|--------------------|--------------------|---------------------|--------------------|---------------------|
| 2025         | \$535,260          | \$649,834          | \$500,000           | \$25,000           | \$1,710,094         |
| 2026         | \$0                | \$724,940          | \$4,212,400         | \$210,620          | \$5,147,960         |
| 2027         | \$2,337,500        | \$750,978          | \$10,674,875        | \$533,744          | \$14,297,097        |
| 2028         | \$6,050,000        | \$777,991          | \$5,705,831         | \$285,292          | \$12,819,113        |
| 2029         | \$0                | \$806,015          | \$6,115,135         | \$305,757          | \$7,226,907         |
| 2030         | \$0                | \$835,091          | \$485,096           | \$24,255           | \$1,344,442         |
| 2031         | \$0                | \$865,260          | \$211,799           | \$10,590           | \$1,087,649         |
| 2032         | \$0                | \$896,564          | \$82,327            | \$4,116            | \$983,007           |
| 2033         | \$0                | \$929,047          | \$0                 | \$0                | \$929,047           |
| 2034         | \$0                | \$962,757          | \$2,622,616         | \$131,131          | \$3,716,504         |
| <b>TOTAL</b> | <b>\$8,922,760</b> | <b>\$8,198,477</b> | <b>\$30,610,079</b> | <b>\$1,530,504</b> | <b>\$49,261,820</b> |

### 7.3 Funding Strategy

This AMP represents the first asset management plan for Electricity class, one of the key intentions is to evaluate and present the required expenditure for the next 10 years. This AMP will provide insights into the asset base and its condition and performance to determine the different funding levels for each intervention category.

Ideally, the Electricity network will fund its maintenance, renewals and disposal costs through its revenue stream. However, it would require some improvement on asset management maturity and tracking of at least 80% of operational expenditure and capital expenditure over a period to enable optimisation against the set objectives. This may result in a revision of user charges and/or supplementary funding based on capacity to pay assessment.

### 7.4 Key assumptions made in financial forecasts.

In compiling this AM Plan, it was necessary to make some assumptions given the significant level of found assets. This section details the key financial assumptions made in the development of this AM plan and should provide readers with an understanding of the level of confidence in the data behind the financial forecasts.

Key financial assumptions made in this AM Plan are:

- Data Recorded is the asset register as the most accurate data that can be obtained for analysis and financial forecasting, despite the known deficiencies recognised.
- Current replacement costs have been taken from recent valuations and in some cases assessment of current market cost to provide the asset on island.
- Maintenance cost of assets that are planned to be acquired in the future, follow the same approach to determine the likely interventions and to operate and maintain the existing pool of assets.

## 8.0 PLAN IMPROVEMENT AND MONITORING

### 8.1 Asset management and financial data source

This AM Plan utilises Asset management and financial data sourced from council's asset register being the AssetFinda product supplied and maintained by Univerus software solutions. This has also been supported using the Outvye® system which is developed and maintained by Integran Infrastructure Management. Both systems are being utilised in the transition from AssetFinda to Outvye®.

### 8.2 Improvement Plan

It is important that an entity recognise areas of their AM Plan and planning process that require future improvements to ensure effective asset management and informed decision making. The improvement plan generated from this AM Plan is shown in Table 8-1.

Table 8-1: Improvement Plan

| Task # | Task   | Responsibility / resources | Timeline | Funding Source  | Cost Estimate<br>(Preliminary Estimate only subject to detailed assessment) |
|--------|--|----------------------------|----------|-----------------|---|
| 1      | Undertake data analysis and consultation with all key stakeholders to produce annual AMP ahead of budget planning.<br><br>Include improved assessment of operations and maintenance activities both pre and post major renewal program | NIRC/Consultant            | Annually | Internal Budget | \$20,000  |
| 2      | Set up annual budgets for Operations, Programs and Projects to integrate with the AMP and Work Orders  | NIRC/Consultant            | Annually | Internal Budget | \$5000  |
| 3      | Undertake comprehensive condition rating of vulnerable assets  | NIRC                       | 2024-25  | Internal Budget | \$5,000   |
| 4      | Build Operations, Maintenance and Renewal Models to allow for the optimisation of asset management and budgeting.<br>Pre and post major renewals as per Appendix B   | Consultant                 | 2024-25  | Internal Budget | \$15,000  |

### 8.3 Monitoring and Review Procedures

This AMP will be reviewed in time for the annual budget planning process and revised to show any material changes in service levels, risks, forecast costs and proposed budgets because of budget decisions.

The AM Plan will be reviewed and updated annually to ensure it represents the current service level, asset values, forecast operations, maintenance, renewals, acquisition and asset disposal costs and planned budgets. These forecast costs and proposed budget will be incorporated into the Long Term Financial Plan once complete

## 9.0 APPENDICES

### 9.1 Appendix A – Criticality Rating

| Asset Subclass                         | Asset category                    | Criticality Rating |
|--|-----------------------------------|--------------------|
| <b>Generation &amp; Storage System</b> | NIRC Solar PV                     | 2                  |
|  | NIRC Inverter                     | 2                  |
|  | NIRC Site Battery                 | 2                  |
|  | Diesel Generators                 | 5                  |
|  | Battery                           | 5                  |
|  | Switchboards and Transformers     | 5                  |
|  | Power Station Switchgear          | 5                  |
|  | Fuel Tank                         | 5                  |
| <b>Distribution System</b>             | HV Distribution - Overhead        | 4                  |
|  | Transformers – Pole and Pad Mount | 4                  |
|  | HV Distribution - Underground     | 4                  |
|  | HV Distribution Switchgear        | 4                  |
|  | LV Distribution - Overhead        | 3                  |
|  | LV Distribution - Underground     | 3                  |
|  | Customer Assets                   | 1                  |

## 9.2 Appendix B: 10-year Maintenance Summary

### Management Tasks

| Task # | Task  | Responsibility / resources | Timeline | Funding Source      |
|--------|---|----------------------------|----------|---------------------|
| 1      | Undertake load monitoring of the network at each transformer to understand impacts of PV's inc. Finalisation of new smart meters to the network including transformers.   | NIRC                       | 2024-25  | Internal Budget     |
| 2      | Audit of all Network and Power Station equipment, condition and load ratings to improve accuracy and reliability of GIS data to underpin  | Consultant                 | 2025-26  | Internal Budget     |
| 3      | Audit PV Connections - phase connection, Panel Kw and Inverter Details improved GIS capture for modelling and management.   | Contractors                | 2024-25  | Internal Budget     |
| 4      | Undertake investigation and planning of switchboard including replacement of low voltage isolator in main switchboard for LV supply to external step-up transformers  | Consultant                 | 2024-25  | Internal Budget     |
| 5      | Undertake investigation and planning to replace all step up transformers once isolation issues are resolved   | Consultant                 | 2025-26  | Internal Budget     |
| 6      | Undertake Planning and Design of Power Station Building Upgrade including: <ul style="list-style-type: none"> <li>Cladding and guttering including cyclone rating and tie-down.</li> <li>New awnings to entrances and overload banks</li> <li>Additional space and capacity for switchboard change over.</li> <li>Rooftop extraction fan replacement</li> <li>Acoustic screening to power station</li> <li>Inground drainage upgrades</li> <li>New external ducts cover to limit water ingress.</li> <li>Protection to in floor cable ducts</li> <li>General repairs and painting to balance</li> </ul> | Contractors                | 2024-25  | Internal Budget     |
| 7      | Develop a network model and strategy for upgrades or replacements to both Power station and network - Current Incite Scope  | Consultant                 | 2024-25  | Commonwealth Grant  |
| 8      | Investigate the extent of HV lines which run over private property and plan extent of diversion works to provide same level of service within road or public reserves.  | Consultant                 | 2025-26  | Internal Budget     |
| 9      | Engage Civica to resolve the main store and ordering system which is impacting on ability to undertake maintenance and to parts at hand for emergency repairs.  | Contractors                | 2024-25  | Sponsored / Special |
| 10     | Introduce for 'in field' billing data to allow improved capture and information for invoices to customers for completed works.  | Consultant                 | 2025-26  | Internal Budget     |

| Task # | Task  | Responsibility / resources | Timeline | Funding Source     |
|--------|---|----------------------------|----------|--------------------|
| 11     | Conduct and energy audit and run a demand side campaign                                 | Consultant                 | 2026-27  | Internal Budget    |
| 12     | Undertake Detail Design and Contract Documentation on Network and Power station Renewal | Consultant                 | 2025-26  | Commonwealth Grant |

### Non-Capital Maintenance

| Task # | Task  | Responsibility / resources | Timeline | Funding Source  |
|--------|---|----------------------------|----------|-----------------|
| 1      | Pole Cross Arm Inspect and Key Maintenance assume 100/annum | NIRC                       | Annually | Internal Budget |
| 2      | Tree Trimming 2 days/week                                   | NIRC                       | Annually | Internal Budget |
| 3      | Servicing of Generators (Filters, Fluids, etc)              | NIRC                       | Annually | Internal Budget |
| 4      | Check operation of power station and generators             | NIRC                       | Annually | Internal Budget |
| 5      | Weed spraying, mow grass, fence repair                      | NIRC                       | Annually | Internal Budget |
| 6      | Pole Ground Rot Investigation 100/annum                     | NIRC                       | Annually | Internal Budget |
| 7      | Spray and slash around Pad Mount Transformers               | NIRC                       | Annually | Internal Budget |

**Capital Maintenance**

| Task # | Task                                      | Responsibility / resources | Timeline | Funding Source  |
|--------|---|----------------------------|----------|-----------------|
| 1      | Major Pole Hardware Component Replacement | NIRC                       | Annually | Internal Budget |

### 9.3 Appendix B: 10-year Renewal Forecast

#### Direct and Determined Renewals

| Asset Sub-Class | Sub-Category     | Name                                | Years (End of Life - Model) | Component ID | Replacement Cost (\$2025) |
|-----------------|------------------|-------------------------------------|-----------------------------|--------------|---------------------------|
| Distribution    | DC Step-Up       | Power House - Transformer           | 2027                        | 106152       | 208,000                   |
| Distribution    | DC Step-Up       | Power House - Transformer           | 2027                        | 106153       | 208,000                   |
| Distribution    | DC Step-Up       | Power House - Transformer           | 2027                        | 106154       | 208,000                   |
| Distribution    | DC Step-Up       | Transformer                         | 2027                        | TBC          | 3,500,000                 |
| Distribution    | Distribution Box | Low Voltage Distribution Substation | 2031                        | 105909       | 1,064                     |
| Distribution    | Distribution Box | Low Voltage Distribution Substation | 2031                        | 105910       | 1,064                     |
| Distribution    | Distribution Box | Low Voltage Distribution Substation | 2031                        | 105911       | 1,064                     |
| Distribution    | Distribution Box | Low Voltage Distribution Substation | 2031                        | 105912       | 1,064                     |
| Distribution    | Distribution Box | Low Voltage Distribution Substation | 2031                        | 105915       | 1,064                     |
| Distribution    | Distribution Box | Low Voltage Distribution Substation | 2031                        | 105916       | 1,064                     |
| Distribution    | Distribution Box | Low Voltage Distribution Substation | 2031                        | 105917       | 1,064                     |
| Distribution    | Distribution Box | Low Voltage Distribution Substation | 2031                        | 105940       | 1,064                     |
| Distribution    | Distribution Box | Low Voltage Distribution Substation | 2031                        | 105942       | 1,064                     |
| Distribution    | Distribution Box | Low Voltage Distribution Substation | 2031                        | 105943       | 1,064                     |
| Distribution    | Distribution Box | Low Voltage Distribution Substation | 2031                        | 105955       | 1,064                     |
| Distribution    | Distribution Box | Low Voltage Distribution Substation | 2031                        | 105963       | 1,064                     |
| Distribution    | Distribution Box | Low Voltage Distribution Substation | 2031                        | 105964       | 1,064                     |
| Distribution    | Distribution Box | Low Voltage Distribution Substation | 2031                        | 105965       | 1,064                     |
| Distribution    | Distribution Box | Low Voltage Distribution Substation | 2031                        | 105970       | 1,064                     |
| Distribution    | Distribution Box | Low Voltage Distribution Substation | 2031                        | 105995       | 1,064                     |
| Distribution    | Distribution Box | Low Voltage Distribution Substation | 2031                        | 105996       | 1,064                     |
| Distribution    | Distribution Box | Low Voltage Distribution Substation | 2031                        | 105997       | 1,064                     |
| Distribution    | Distribution Box | Low Voltage Distribution Substation | 2031                        | 105998       | 1,064                     |
| Distribution    | Distribution Box | Low Voltage Distribution Substation | 2031                        | 105999       | 1,064                     |
| Distribution    | Distribution Box | Low Voltage Distribution Substation | 2031                        | 106000       | 1,064                     |
| Distribution    | Distribution Box | Low Voltage Distribution Substation | 2031                        | 106001       | 1,064                     |
| Distribution    | Distribution Box | Low Voltage Distribution Substation | 2031                        | 106002       | 1,064                     |
| Distribution    | Distribution Box | Low Voltage Distribution Substation | 2031                        | 106003       | 1,064                     |
| Distribution    | Distribution Box | Low Voltage Distribution Substation | 2031                        | 106004       | 1,064                     |
| Distribution    | Distribution Box | Low Voltage Distribution Substation | 2031                        | 106005       | 1,064                     |
| Distribution    | Distribution Box | Low Voltage Distribution Substation | 2031                        | 106007       | 1,064                     |
| Distribution    | Distribution Box | Low Voltage Distribution Substation | 2031                        | 106008       | 1,064                     |
| Distribution    | Distribution Box | Low Voltage Distribution Substation | 2031                        | 106009       | 1,064                     |

| Asset Sub-Class | Sub-Category     | Name                                       | Years (End of Life - Model) | Component ID | Replacement Cost (\$2025) |
|-----------------|------------------|--|-----------------------------|--------------|---------------------------|
| Distribution    | Distribution Box | Low Voltage Distribution Substation        | 2031                        | 106010       | 1,064                     |
| Distribution    | Distribution Box | Low Voltage Distribution Substation        | 2031                        | 106011       | 1,064                     |
| Distribution    | Distribution Box | Low Voltage Distribution Substation        | 2031                        | 106012       | 1,064                     |
| Distribution    | Distribution Box | Low Voltage Distribution Substation        | 2031                        | 106013       | 1,064                     |
| Distribution    | Distribution Box | Low Voltage Distribution Substation        | 2031                        | 106014       | 1,064                     |
| Distribution    | HV Power Pole    | Concrete Pole near Anson Bay Cable Station | 2029                        | 105589       | 7,752                     |
| Distribution    | HV Power Pole    | Concrete Pole near Anson Bay Cable Station | 2029                        | 105590       | 7,752                     |
| Distribution    | HV Power Pole    | Concrete Pole near Anson Bay Cable Station | 2029                        | 105591       | 7,752                     |
| Distribution    | HV Power Pole    | Concrete Pole near Anson Bay Cable Station | 2029                        | 105592       | 7,752                     |
| Distribution    | HV Power Pole    | Concrete Pole near Anson Bay Cable Station | 2029                        | 105593       | 7,752                     |
| Distribution    | HV Power Pole    | Concrete Pole on Mount Pitt Road           | 2029                        | 105434       | 7,752                     |
| Distribution    | HV Power Pole    | Timber Pole east of Anson Bay Road         | 2029                        | 105503       | 9,732                     |
| Distribution    | HV Power Pole    | Timber Pole east of Anson Bay Road         | 2029                        | 105504       | 9,732                     |
| Distribution    | HV Power Pole    | Timber Pole east of Anson Bay Road         | 2029                        | 105506       | 9,732                     |
| Distribution    | HV Power Pole    | Timber Pole east of Anson Bay Road         | 2029                        | 105508       | 9,732                     |
| Distribution    | HV Power Pole    | Timber Pole in Country Road                | 2027                        | 105398       | 9,732                     |
| Distribution    | HV Power Pole    | Timber Pole in Country Road                | 2029                        | 105396       | 9,732                     |
| Distribution    | HV Power Pole    | Timber Pole in Country Road                | 2029                        | 105397       | 9,732                     |
| Distribution    | HV Power Pole    | Timber Pole in Country Road                | 2029                        | 105399       | 9,732                     |
| Distribution    | HV Power Pole    | Timber Pole in Old Military Barrack        | 2030                        | 105401       | 9,732                     |
| Distribution    | HV Power Pole    | Timber Pole near Anson Bay Cable Station   | 2029                        | 105753       | 9,732                     |
| Distribution    | HV Power Pole    | Timber Pole near Bullocks Hut Road         | 2029                        | 105570       | 9,732                     |
| Distribution    | HV Power Pole    | Timber Pole near Bullocks Hut Road         | 2029                        | 105571       | 9,732                     |
| Distribution    | HV Power Pole    | Timber Pole near Poverty Lane              | 2029                        | 105407       | 9,732                     |
| Distribution    | HV Power Pole    | Timber Pole near Poverty Lane              | 2029                        | 105408       | 9,732                     |
| Distribution    | HV Power Pole    | Timber Pole near Poverty Lane              | 2029                        | 105614       | 9,732                     |
| Distribution    | HV Power Pole    | Timber Pole near Poverty Lane              | 2029                        | 105616       | 9,732                     |
| Distribution    | HV Power Pole    | Timber Pole near Poverty Lane              | 2029                        | 105617       | 9,732                     |
| Distribution    | HV Power Pole    | Timber Pole on Bullocks Hut Road           | 2029                        | 105520       | 9,732                     |
| Distribution    | HV Power Pole    | Timber Pole on Bullocks Hut Road           | 2029                        | 105535       | 9,732                     |
| Distribution    | HV Power Pole    | Timber Pole on Bullocks Hut Road           | 2029                        | 105536       | 9,732                     |
| Distribution    | HV Power Pole    | Timber Pole on Bullocks Hut Road           | 2029                        | 105537       | 9,732                     |
| Distribution    | HV Power Pole    | Timber Pole on Bullocks Hut Road           | 2029                        | 105562       | 9,732                     |
| Distribution    | HV Power Pole    | Timber Pole on Bullocks Hut Road           | 2029                        | 105563       | 9,732                     |
| Distribution    | HV Power Pole    | Timber Pole on Bullocks Hut Road           | 2029                        | 105564       | 9,732                     |
| Distribution    | HV Power Pole    | Timber Pole on Bullocks Hut Road           | 2029                        | 105565       | 9,732                     |

| Asset Sub-Class | Sub-Category  | Name  | Years (End of Life - Model) | Component ID | Replacement Cost (\$2025) |
|-----------------|---------------|---|-----------------------------|--------------|---------------------------|
| Distribution    | HV Power Pole | Timber Pole on Bullocks Hut Road                                | 2029                        | 105566       | 9,732                     |
| Distribution    | HV Power Pole | Timber Pole on Bullocks Hut Road                                | 2029                        | 105567       | 9,732                     |
| Distribution    | HV Power Pole | Timber Pole on Bullocks Hut Road                                | 2029                        | 105568       | 9,732                     |
| Distribution    | HV Power Pole | Timber Pole on Bullocks Hut Road                                | 2029                        | 105577       | 9,732                     |
| Distribution    | HV Power Pole | Timber Pole on Bullocks Hut Road                                | 2029                        | 105578       | 9,732                     |
| Distribution    | HV Power Pole | Timber Pole on Bullocks Hut Road                                | 2029                        | 105579       | 9,732                     |
| Distribution    | HV Power Pole | Timber Pole on Bullocks Hut Road                                | 2029                        | 105580       | 9,732                     |
| Distribution    | HV Power Pole | Timber Pole on Bullocks Hut Road                                | 2029                        | 105582       | 9,732                     |
| Distribution    | HV Power Pole | Timber Pole on Bullocks Hut Road and Duncombe Bay Road Junction | 2029                        | 105538       | 9,732                     |
| Distribution    | HV Power Pole | Timber Pole on Captain Cook Road                                | 2029                        | 105545       | 9,732                     |
| Distribution    | HV Power Pole | Timber Pole on Captain Cook Road                                | 2029                        | 105546       | 9,732                     |
| Distribution    | HV Power Pole | Timber Pole on Captain Quintal Drive                            | 2029                        | 105661       | 9,732                     |
| Distribution    | HV Power Pole | Timber Pole on Captain Quintal Drive                            | 2029                        | 105662       | 9,732                     |
| Distribution    | HV Power Pole | Timber Pole on Captain Quintal Drive                            | 2029                        | 105663       | 9,732                     |
| Distribution    | HV Power Pole | Timber Pole on Captain Quintal Drive                            | 2029                        | 105665       | 9,732                     |
| Distribution    | HV Power Pole | Timber Pole on Cascade Road                                     | 2029                        | 105305       | 9,732                     |
| Distribution    | HV Power Pole | Timber Pole on Cascade Road                                     | 2029                        | 105306       | 9,732                     |
| Distribution    | HV Power Pole | Timber Pole on Cascade Road                                     | 2029                        | 105307       | 9,732                     |
| Distribution    | HV Power Pole | Timber Pole on Cascade Road                                     | 2029                        | 105308       | 9,732                     |
| Distribution    | HV Power Pole | Timber Pole on Cascade Road                                     | 2029                        | 105309       | 9,732                     |
| Distribution    | HV Power Pole | Timber Pole on Cascade Road                                     | 2029                        | 105310       | 9,732                     |
| Distribution    | HV Power Pole | Timber Pole on Cascade Road                                     | 2029                        | 105311       | 9,732                     |
| Distribution    | HV Power Pole | Timber Pole on Christians Lane                                  | 2029                        | 105263       | 9,732                     |
| Distribution    | HV Power Pole | Timber Pole on Country Road                                     | 2029                        | 105386       | 9,732                     |
| Distribution    | HV Power Pole | Timber Pole on Country Road                                     | 2029                        | 105388       | 9,732                     |
| Distribution    | HV Power Pole | Timber Pole on Country Road                                     | 2029                        | 105389       | 9,732                     |
| Distribution    | HV Power Pole | Timber Pole on Fletcher Christian Road                          | 2027                        | 105345       | 9,732                     |
| Distribution    | HV Power Pole | Timber Pole on Fletcher Christian Road                          | 2027                        | 105346       | 9,732                     |
| Distribution    | HV Power Pole | Timber Pole on Fletcher Christian Road                          | 2027                        | 105347       | 9,732                     |
| Distribution    | HV Power Pole | Timber Pole on Fletcher Christian Road                          | 2029                        | 105348       | 9,732                     |
| Distribution    | HV Power Pole | Timber Pole on George Hunn Nobbs Lane                           | 2029                        | 105415       | 9,732                     |
| Distribution    | HV Power Pole | Timber Pole on Harpers Road                                     | 2027                        | 105092       | 9,732                     |
| Distribution    | HV Power Pole | Timber Pole on Harpers Road                                     | 2029                        | 105314       | 9,732                     |
| Distribution    | HV Power Pole | Timber Pole on Harpers Road                                     | 2029                        | 105315       | 9,732                     |
| Distribution    | HV Power Pole | Timber Pole on Harpers Road                                     | 2029                        | 105316       | 9,732                     |
| Distribution    | HV Power Pole | Timber Pole on Harpers Road                                     | 2029                        | 105317       | 9,732                     |

Released under the Freedom of Information Act 1982 by the Department of Infrastructure, Transport, Regional Development, Communications, Short and the Art

| Asset Sub-Class | Sub-Category  | Name  | Years (End of Life - Model) | Component ID | Replacement Cost (\$2025) |
|-----------------|---------------|---|-----------------------------|--------------|---------------------------|
| Distribution    | HV Power Pole | Timber Pole on Harpers Road                           | 2029                        | 105319       | 9,732                     |
| Distribution    | HV Power Pole | Timber Pole on Harpers Road                           | 2029                        | 105320       | 9,732                     |
| Distribution    | HV Power Pole | Timber Pole on Harpers Road                           | 2030                        | 105090       | 9,732                     |
| Distribution    | HV Power Pole | Timber Pole on Harpers Road and Cascade Road Junction | 2029                        | 105312       | 9,732                     |
| Distribution    | HV Power Pole | Timber Pole on Martins Road                           | 2027                        | 105032       | 9,732                     |
| Distribution    | HV Power Pole | Timber Pole on Martins Road                           | 2029                        | 105163       | 9,732                     |
| Distribution    | HV Power Pole | Timber Pole on Martins Road                           | 2029                        | 105164       | 9,732                     |
| Distribution    | HV Power Pole | Timber Pole on Martins Road                           | 2029                        | 105166       | 9,732                     |
| Distribution    | HV Power Pole | Timber Pole on Martins Road                           | 2029                        | 105762       | 9,732                     |
| Distribution    | HV Power Pole | Timber Pole on Martins Road                           | 2029                        | 105763       | 9,732                     |
| Distribution    | HV Power Pole | Timber Pole on Middlegate Road                        | 2027                        | 105721       | 9,732                     |
| Distribution    | HV Power Pole | Timber Pole on Middlegate Road                        | 2027                        | 105722       | 9,732                     |
| Distribution    | HV Power Pole | Timber Pole on Middlegate Road                        | 2027                        | 105723       | 9,732                     |
| Distribution    | HV Power Pole | Timber Pole on Middlegate Road                        | 2029                        | 105400       | 9,732                     |
| Distribution    | HV Power Pole | Timber Pole on Mill Road                              | 2029                        | 105275       | 9,732                     |
| Distribution    | HV Power Pole | Timber Pole on Mill Road                              | 2029                        | 105276       | 9,732                     |
| Distribution    | HV Power Pole | Timber Pole on Mill Road                              | 2029                        | 105277       | 9,732                     |
| Distribution    | HV Power Pole | Timber Pole on Mill Road                              | 2029                        | 105278       | 9,732                     |
| Distribution    | HV Power Pole | Timber Pole on Mill Road                              | 2029                        | 105279       | 9,732                     |
| Distribution    | HV Power Pole | Timber Pole on Mill Road                              | 2029                        | 105281       | 9,732                     |
| Distribution    | HV Power Pole | Timber Pole on Mill Road                              | 2029                        | 105282       | 9,732                     |
| Distribution    | HV Power Pole | Timber Pole on Mill Road                              | 2029                        | 105283       | 9,732                     |
| Distribution    | HV Power Pole | Timber Pole on Mill Road                              | 2029                        | 105284       | 9,732                     |
| Distribution    | HV Power Pole | Timber Pole on Mill Road                              | 2029                        | 105285       | 9,732                     |
| Distribution    | HV Power Pole | Timber Pole on Mill Road                              | 2029                        | 105286       | 9,732                     |
| Distribution    | HV Power Pole | Timber Pole on Mount Pitt Road                        | 2029                        | 105436       | 9,732                     |
| Distribution    | HV Power Pole | Timber Pole on New Cascade Road                       | 2027                        | 105091       | 9,732                     |
| Distribution    | HV Power Pole | Timber Pole on New Farm Road                          | 2029                        | 105653       | 9,732                     |
| Distribution    | HV Power Pole | Timber Pole on Queen Elizabeth Avenue                 | 2029                        | 105360       | 9,732                     |
| Distribution    | HV Power Pole | Timber Pole on Queen Elizabeth Avenue                 | 2029                        | 105362       | 9,732                     |
| Distribution    | HV Power Pole | Timber Pole on Queen Elizabeth Avenue                 | 2029                        | 105363       | 9,732                     |
| Distribution    | HV Power Pole | Timber Pole on Queen Elizabeth Avenue                 | 2029                        | 105365       | 9,732                     |
| Distribution    | HV Power Pole | Timber Pole on Queen Elizabeth Avenue                 | 2029                        | 105366       | 9,732                     |
| Distribution    | HV Power Pole | Timber Pole on Queen Elizabeth Avenue                 | 2029                        | 105367       | 9,732                     |
| Distribution    | HV Power Pole | Timber Pole on Queen Elizabeth Avenue                 | 2030                        | 105361       | 9,732                     |
| Distribution    | HV Power Pole | Timber Pole on Rocky Point Road                       | 2027                        | 105686       | 9,732                     |
| Distribution    | HV Power Pole | Timber Pole on Rocky Point Road                       | 2027                        | 105688       | 9,732                     |

| Asset Sub-Class | Sub-Category  | Name                               | Years (End of Life - Model) | Component ID | Replacement Cost (\$2025) |
|-----------------|---------------|------------------------------------|-----------------------------|--------------|---------------------------|
| Distribution    | HV Power Pole | Timber Pole on Rocky Point Road    | 2027                        | 105711       | 9,732                     |
| Distribution    | HV Power Pole | Timber Pole on Rocky Point Road    | 2029                        | 105687       | 9,732                     |
| Distribution    | HV Power Pole | Timber Pole on Rocky Point Road    | 2029                        | 105689       | 9,732                     |
| Distribution    | HV Power Pole | Timber Pole on Rocky Point Road    | 2029                        | 105692       | 9,732                     |
| Distribution    | HV Power Pole | Timber Pole on Rocky Point Road    | 2029                        | 105693       | 9,732                     |
| Distribution    | HV Power Pole | Timber Pole on Rocky Point Road    | 2029                        | 105695       | 9,732                     |
| Distribution    | HV Power Pole | Timber Pole on Rocky Point Road    | 2029                        | 105696       | 9,732                     |
| Distribution    | HV Power Pole | Timber Pole on Rocky Point Road    | 2029                        | 105699       | 9,732                     |
| Distribution    | HV Power Pole | Timber Pole on Rocky Point Road    | 2029                        | 105700       | 9,732                     |
| Distribution    | HV Power Pole | Timber Pole on Rocky Point Road    | 2029                        | 105708       | 9,732                     |
| Distribution    | HV Power Pole | Timber Pole on Rocky Point Road    | 2029                        | 105709       | 9,732                     |
| Distribution    | HV Power Pole | Timber Pole on Rocky Point Road    | 2029                        | 105710       | 9,732                     |
| Distribution    | HV Power Pole | Timber Pole on Rocky Point Road    | 2030                        | 105690       | 9,732                     |
| Distribution    | HV Power Pole | Timber Pole on Rocky Point Road    | 2030                        | 105691       | 9,732                     |
| Distribution    | HV Power Pole | Timber Pole on Rocky Point Road    | 2030                        | 105698       | 9,732                     |
| Distribution    | HV Power Pole | Timber Pole on Stockyard Road      | 2029                        | 105193       | 9,732                     |
| Distribution    | HV Power Pole | Timber Pole on Stockyard Road      | 2029                        | 105204       | 9,732                     |
| Distribution    | HV Power Pole | Timber Pole on Stockyard Road      | 2029                        | 105205       | 9,732                     |
| Distribution    | HV Power Pole | Timber Pole on Stockyard Road      | 2029                        | 105206       | 9,732                     |
| Distribution    | HV Power Pole | Timber Pole on Stockyard Road      | 2029                        | 105207       | 9,732                     |
| Distribution    | HV Power Pole | Timber Pole on Stockyard Road      | 2029                        | 105208       | 9,732                     |
| Distribution    | HV Power Pole | Timber Pole on Stockyard Road      | 2029                        | 105210       | 9,732                     |
| Distribution    | HV Power Pole | Timber Pole on Taries Lane         | 2029                        | 105216       | 9,732                     |
| Distribution    | HV Power Pole | Timber Pole on Taries Lane         | 2029                        | 105217       | 9,732                     |
| Distribution    | HV Power Pole | Timber Pole on Taries Lane         | 2029                        | 105218       | 9,732                     |
| Distribution    | HV Power Pole | Timber Pole on Taries Lane         | 2029                        | 105219       | 9,732                     |
| Distribution    | HV Power Pole | Timber Pole on Taries Lane         | 2029                        | 105220       | 9,732                     |
| Distribution    | HV Power Pole | Timber Pole on Tavarua Lane        | 2027                        | 105105       | 9,732                     |
| Distribution    | HV Power Pole | Timber Pole on Taylors Road        | 2027                        | 105370       | 9,732                     |
| Distribution    | HV Power Pole | Timber Pole on Taylors Road        | 2027                        | 105371       | 9,732                     |
| Distribution    | HV Power Pole | Timber Pole on Taylors Road        | 2029                        | 105384       | 9,732                     |
| Distribution    | HV Power Pole | Timber Pole on Taylors Road        | 2029                        | 105385       | 9,732                     |
| Distribution    | HV Power Pole | Timber Pole on Two Chimneys Road   | 2029                        | 105237       | 9,732                     |
| Distribution    | HV Power Pole | Timber Pole on Two Chimneys Road   | 2029                        | 105238       | 9,732                     |
| Distribution    | HV Power Pole | Timber Pole on Two Chimneys Road   | 2029                        | 105239       | 9,732                     |
| Distribution    | HV Power Pole | Timber Pole on Two Chimneys Road   | 2029                        | 105240       | 9,732                     |
| Distribution    | HV Power Pole | Timber Polenorth of Headstone Road | 2029                        | 105483       | 9,732                     |
| Distribution    | HV Power Pole | Timber Polenorth of Headstone Road | 2029                        | 105485       | 9,732                     |

| Asset Sub-Class | Sub-Category     | Name   | Years (End of Life - Model) | Component ID | Replacement Cost (\$2025) |
|-----------------|------------------|--|-----------------------------|--------------|---------------------------|
| Distribution    | HV Power Pole    | Timber Pole north of Headstone Road                              | 2029                        | 105486       | 9,732                     |
| Distribution    | HV-LV Power Pole | Concrete Pole on Grassy Road                                     | 2029                        | 105414       | 7,752                     |
| Distribution    | HV-LV Power Pole | Concrete Pole on Grassy Road                                     | 2029                        | 105423       | 7,752                     |
| Distribution    | HV-LV Power Pole | Concrete Pole on Grassy Road                                     | 2029                        | 105424       | 7,752                     |
| Distribution    | HV-LV Power Pole | Concrete Pole on Grassy Road                                     | 2029                        | 105425       | 7,752                     |
| Distribution    | HV-LV Power Pole | Concrete Pole on Grassy Road                                     | 2029                        | 105426       | 7,752                     |
| Distribution    | HV-LV Power Pole | Concrete Pole on Grassy Road                                     | 2029                        | 105428       | 7,752                     |
| Distribution    | HV-LV Power Pole | Concrete Pole on Grassy Road                                     | 2029                        | 105770       | 7,752                     |
| Distribution    | HV-LV Power Pole | Concrete Pole on Grassy Road and George Hunn Nobbs Lane Junction | 2029                        | 105413       | 7,752                     |
| Distribution    | HV-LV Power Pole | Concrete Pole on Grassy Road and Mission Road Junction           | 2029                        | 105429       | 7,752                     |
| Distribution    | HV-LV Power Pole | Concrete Pole on Mount Pitt Road                                 | 2029                        | 105432       | 7,752                     |
| Distribution    | HV-LV Power Pole | Concrete Poles on Grassy Road                                    | 2029                        | 105411       | 7,752                     |
| Distribution    | HV-LV Power Pole | Concrete Poles on Grassy Road                                    | 2029                        | 105412       | 7,752                     |
| Distribution    | HV-LV Power Pole | Concrete Poles on Grassy Road and Burglars Row Junction          | 2029                        | 105402       | 7,752                     |
| Distribution    | HV-LV Power Pole | Double Poles on Burglars Row                                     | 2029                        | 105406       | 9,732                     |
| Distribution    | HV-LV Power Pole | Timber Pole east of Anson Bay Road                               | 2030                        | 105510       | 9,732                     |
| Distribution    | HV-LV Power Pole | Timber Pole east of Anson Bay Road                               | 2030                        | 105511       | 9,732                     |
| Distribution    | HV-LV Power Pole | Timber Pole east of Anson Bay Road                               | 2030                        | 105512       | 9,732                     |
| Distribution    | HV-LV Power Pole | Timber Pole in Country Road                                      | 2029                        | 105390       | 9,732                     |
| Distribution    | HV-LV Power Pole | Timber Pole on Allendale Drive                                   | 2029                        | 105138       | 9,732                     |
| Distribution    | HV-LV Power Pole | Timber Pole on Allendale Drive                                   | 2029                        | 105142       | 9,732                     |
| Distribution    | HV-LV Power Pole | Timber Pole on Allendale Drive                                   | 2029                        | 105143       | 9,732                     |
| Distribution    | HV-LV Power Pole | Timber Pole on Allendale Drive                                   | 2029                        | 105144       | 9,732                     |
| Distribution    | HV-LV Power Pole | Timber Pole on Allendale Drive                                   | 2029                        | 105145       | 9,732                     |
| Distribution    | HV-LV Power Pole | Timber Pole on Allendale Drive                                   | 2030                        | 105016       | 9,732                     |
| Distribution    | HV-LV Power Pole | Timber Pole on Anson Bay Road                                    | 2029                        | 105473       | 9,732                     |
| Distribution    | HV-LV Power Pole | Timber Pole on Anson Bay Road                                    | 2029                        | 105583       | 9,732                     |
| Distribution    | HV-LV Power Pole | Timber Pole on Anson Bay Road                                    | 2029                        | 105587       | 7,752                     |
| Distribution    | HV-LV Power Pole | Timber Pole on Anson Bay Road                                    | 2029                        | 105725       | 9,732                     |
| Distribution    | HV-LV Power Pole | Timber Pole on Anson Bay Road                                    | 2029                        | 105726       | 9,732                     |
| Distribution    | HV-LV Power Pole | Timber Pole on Anson Bay Road                                    | 2029                        | 105727       | 9,732                     |
| Distribution    | HV-LV Power Pole | Timber Pole on Anson Bay Road                                    | 2029                        | 105728       | 9,732                     |
| Distribution    | HV-LV Power Pole | Timber Pole on Anson Bay Road and Bullocks Hut Road Junction     | 2029                        | 105581       | 9,732                     |
| Distribution    | HV-LV Power Pole | Timber Pole on Bullocks Hut Road                                 | 2029                        | 105519       | 9,732                     |
| Distribution    | HV-LV Power Pole | Timber Pole on Bullocks Hut Road                                 | 2029                        | 105521       | 9,732                     |
| Distribution    | HV-LV Power Pole | Timber Pole on Bullocks Hut Road                                 | 2029                        | 105522       | 9,732                     |
| Distribution    | HV-LV Power Pole | Timber Pole on Bullocks Hut Road                                 | 2029                        | 105523       | 9,732                     |
| Distribution    | HV-LV Power Pole | Timber Pole on Bullocks Hut Road                                 | 2029                        | 105533       | 9,732                     |

| Asset Sub-Class | Sub-Category     | Name  | Years (End of Life - Model) | Component ID | Replacement Cost (\$2025) |
|-----------------|------------------|---|-----------------------------|--------------|---------------------------|
| Distribution    | HV-LV Power Pole | Timber Pole on Bullocks Hut Road                                | 2029                        | 105534       | 9,732                     |
| Distribution    | HV-LV Power Pole | Timber Pole on Bullocks Hut Road                                | 2029                        | 105558       | 9,732                     |
| Distribution    | HV-LV Power Pole | Timber Pole on Bullocks Hut Road                                | 2029                        | 105560       | 9,732                     |
| Distribution    | HV-LV Power Pole | Timber Pole on Bullocks Hut Road                                | 2029                        | 105561       | 9,732                     |
| Distribution    | HV-LV Power Pole | Timber Pole on Bullocks Hut Road                                | 2029                        | 105569       | 9,732                     |
| Distribution    | HV-LV Power Pole | Timber Pole on Bullocks Hut Road and Captain Cook Road Junction | 2029                        | 105539       | 9,732                     |
| Distribution    | HV-LV Power Pole | Timber Pole on Bumbora Road                                     | 2029                        | 105679       | 9,732                     |
| Distribution    | HV-LV Power Pole | Timber Pole on Bumbora Road                                     | 2029                        | 105681       | 9,732                     |
| Distribution    | HV-LV Power Pole | Timber Pole on Bumbora Road                                     | 2029                        | 105682       | 9,732                     |
| Distribution    | HV-LV Power Pole | Timber Pole on Bumbora Road                                     | 2029                        | 105683       | 9,732                     |
| Distribution    | HV-LV Power Pole | Timber Pole on Bumbora Road and Rocky Point Road Junction       | 2029                        | 105685       | 9,732                     |
| Distribution    | HV-LV Power Pole | Timber Pole on Burglars Row                                     | 2029                        | 105403       | 9,732                     |
| Distribution    | HV-LV Power Pole | Timber Pole on Burglars Row                                     | 2029                        | 105404       | 9,732                     |
| Distribution    | HV-LV Power Pole | Timber Pole on Burglars Row                                     | 2029                        | 105405       | 9,732                     |
| Distribution    | HV-LV Power Pole | Timber Pole on Captain Cook Road                                | 2029                        | 105540       | 9,732                     |
| Distribution    | HV-LV Power Pole | Timber Pole on Captain Cook Road                                | 2029                        | 105541       | 9,732                     |
| Distribution    | HV-LV Power Pole | Timber Pole on Captain Cook Road                                | 2029                        | 105542       | 9,732                     |
| Distribution    | HV-LV Power Pole | Timber Pole on Captain Cook Road                                | 2029                        | 105543       | 9,732                     |
| Distribution    | HV-LV Power Pole | Timber Pole on Captain Cook Road                                | 2029                        | 105544       | 9,732                     |
| Distribution    | HV-LV Power Pole | Timber Pole on Captain Cook Road                                | 2029                        | 105547       | 9,732                     |
| Distribution    | HV-LV Power Pole | Timber Pole on Captain Cook Road                                | 2029                        | 105548       | 9,732                     |
| Distribution    | HV-LV Power Pole | Timber Pole on Captain Cook Road                                | 2029                        | 105549       | 9,732                     |
| Distribution    | HV-LV Power Pole | Timber Pole on Cascade Road                                     | 2027                        | 105072       | 9,732                     |
| Distribution    | HV-LV Power Pole | Timber Pole on Cascade Road                                     | 2027                        | 105074       | 9,732                     |
| Distribution    | HV-LV Power Pole | Timber Pole on Cascade Road                                     | 2029                        | 105253       | 9,732                     |
| Distribution    | HV-LV Power Pole | Timber Pole on Cascade Road                                     | 2029                        | 105254       | 9,732                     |
| Distribution    | HV-LV Power Pole | Timber Pole on Cascade Road                                     | 2029                        | 105255       | 9,732                     |
| Distribution    | HV-LV Power Pole | Timber Pole on Cascade Road                                     | 2029                        | 105256       | 9,732                     |
| Distribution    | HV-LV Power Pole | Timber Pole on Cascade Road                                     | 2029                        | 105257       | 9,732                     |
| Distribution    | HV-LV Power Pole | Timber Pole on Cascade Road                                     | 2029                        | 105258       | 9,732                     |
| Distribution    | HV-LV Power Pole | Timber Pole on Cascade Road                                     | 2029                        | 105259       | 9,732                     |
| Distribution    | HV-LV Power Pole | Timber Pole on Cascade Road                                     | 2029                        | 105261       | 9,732                     |
| Distribution    | HV-LV Power Pole | Timber Pole on Cascade Road                                     | 2029                        | 105264       | 9,732                     |
| Distribution    | HV-LV Power Pole | Timber Pole on Cascade Road                                     | 2029                        | 105266       | 9,732                     |
| Distribution    | HV-LV Power Pole | Timber Pole on Cascade Road                                     | 2029                        | 105267       | 9,732                     |
| Distribution    | HV-LV Power Pole | Timber Pole on Cascade Road                                     | 2029                        | 105268       | 9,732                     |
| Distribution    | HV-LV Power Pole | Timber Pole on Cascade Road                                     | 2029                        | 105269       | 9,732                     |
| Distribution    | HV-LV Power Pole | Timber Pole on Cascade Road                                     | 2029                        | 105270       | 9,732                     |

Released under the Freedom of Information Act 1982 by the Department of Infrastructure, Transport, Regional Development, Communications, Sport and the Arts

| Asset Sub-Class | Sub-Category     | Name  | Years (End of Life - Model) | Component ID | Replacement Cost (\$2025) |
|-----------------|------------------|---|-----------------------------|--------------|---------------------------|
| Distribution    | HV-LV Power Pole | Timber Pole on Cascade Road   | 2029                        | 105272       | 9,732                     |
| Distribution    | HV-LV Power Pole | Timber Pole on Cascade Road   | 2029                        | 105288       | 9,732                     |
| Distribution    | HV-LV Power Pole | Timber Pole on Cascade Road   | 2029                        | 105289       | 9,732                     |
| Distribution    | HV-LV Power Pole | Timber Pole on Cascade Road   | 2029                        | 105290       | 9,732                     |
| Distribution    | HV-LV Power Pole | Timber Pole on Cascade Road   | 2029                        | 105292       | 9,732                     |
| Distribution    | HV-LV Power Pole | Timber Pole on Cascade Road   | 2029                        | 105293       | 9,732                     |
| Distribution    | HV-LV Power Pole | Timber Pole on Cascade Road   | 2029                        | 105298       | 9,732                     |
| Distribution    | HV-LV Power Pole | Timber Pole on Cascade Road   | 2029                        | 105299       | 9,732                     |
| Distribution    | HV-LV Power Pole | Timber Pole on Cascade Road   | 2029                        | 105300       | 9,732                     |
| Distribution    | HV-LV Power Pole | Timber Pole on Cascade Road   | 2029                        | 105301       | 9,732                     |
| Distribution    | HV-LV Power Pole | Timber Pole on Cascade Road   | 2029                        | 105302       | 9,732                     |
| Distribution    | HV-LV Power Pole | Timber Pole on Cascade Road   | 2030                        | 105073       | 9,732                     |
| Distribution    | HV-LV Power Pole | Timber Pole on Cascade Road and Mill Road Junction                  | 2030                        | 105075       | 9,732                     |
| Distribution    | HV-LV Power Pole | Timber Pole on Cascade Road and New Cascade Road Junction           | 2030                        | 105086       | 9,732                     |
| Distribution    | HV-LV Power Pole | Timber Pole on Cascade Road and Youngs Road Junction                | 2029                        | 105304       | 9,732                     |
| Distribution    | HV-LV Power Pole | Timber Pole on Collins Head Road                                    | 2029                        | 105113       | 9,732                     |
| Distribution    | HV-LV Power Pole | Timber Pole on Collins Head Road                                    | 2029                        | 105114       | 9,732                     |
| Distribution    | HV-LV Power Pole | Timber Pole on Collins Head Road                                    | 2029                        | 105115       | 9,732                     |
| Distribution    | HV-LV Power Pole | Timber Pole on Collins Head Road                                    | 2029                        | 105116       | 9,732                     |
| Distribution    | HV-LV Power Pole | Timber Pole on Collins Head Road                                    | 2029                        | 105117       | 9,732                     |
| Distribution    | HV-LV Power Pole | Timber Pole on Collins Head Road                                    | 2029                        | 105118       | 9,732                     |
| Distribution    | HV-LV Power Pole | Timber Pole on Collins Head Road                                    | 2029                        | 105119       | 9,732                     |
| Distribution    | HV-LV Power Pole | Timber Pole on Collins Head Road                                    | 2029                        | 105121       | 9,732                     |
| Distribution    | HV-LV Power Pole | Timber Pole on Collins Head Road                                    | 2029                        | 105122       | 9,732                     |
| Distribution    | HV-LV Power Pole | Timber Pole on Collins Head Road                                    | 2029                        | 105124       | 9,732                     |
| Distribution    | HV-LV Power Pole | Timber Pole on Collins Head Road                                    | 2029                        | 105125       | 9,732                     |
| Distribution    | HV-LV Power Pole | Timber Pole on Collins Head Road                                    | 2029                        | 105130       | 9,732                     |
| Distribution    | HV-LV Power Pole | Timber Pole on Collins Head Road                                    | 2029                        | 105131       | 9,732                     |
| Distribution    | HV-LV Power Pole | Timber Pole on Collins Head Road                                    | 2029                        | 105132       | 9,732                     |
| Distribution    | HV-LV Power Pole | Timber Pole on Collins Head Road                                    | 2029                        | 105133       | 9,732                     |
| Distribution    | HV-LV Power Pole | Timber Pole on Collins Head Road                                    | 2029                        | 105137       | 9,732                     |
| Distribution    | HV-LV Power Pole | Timber Pole on Collins Head Road                                    | 2029                        | 105139       | 9,732                     |
| Distribution    | HV-LV Power Pole | Timber Pole on Collins Head Road                                    | 2029                        | 105140       | 9,732                     |
| Distribution    | HV-LV Power Pole | Timber Pole on Collins Head Road                                    | 2030                        | 105002       | 9,732                     |
| Distribution    | HV-LV Power Pole | Timber Pole on Collins Head Road and Allendale Drive Junction       | 2030                        | 105015       | 9,732                     |
| Distribution    | HV-LV Power Pole | Timber Pole on Collins Head Road and Cutters Corn Road Junction     | 2030                        | 104996       | 9,732                     |
| Distribution    | HV-LV Power Pole | Timber Pole on Collins Head Road and Driver Christian Road Junction | 2029                        | 105134       | 9,732                     |
| Distribution    | HV-LV Power Pole | Timber Pole on Collins Head Road and Little Cutters Corn Junction   | 2030                        | 104997       | 9,732                     |

| Asset Sub-Class | Sub-Category     | Name  | Years (End of Life - Model) | Component ID | Replacement Cost (\$2025) |
|-----------------|------------------|---|-----------------------------|--------------|---------------------------|
| Distribution    | HV-LV Power Pole | Timber Pole on Cutters Corn Road                              | 2029                        | 105247       | 9,732                     |
| Distribution    | HV-LV Power Pole | Timber Pole on Driver Christian Road                          | 2029                        | 105135       | 9,732                     |
| Distribution    | HV-LV Power Pole | Timber Pole on Driver Christian Road                          | 2030                        | 105009       | 9,732                     |
| Distribution    | HV-LV Power Pole | Timber Pole on Edward Young Road and John Adams Road Junction | 2029                        | 105354       | 9,732                     |
| Distribution    | HV-LV Power Pole | Timber Pole on Fletcher Christian Road                        | 2029                        | 105349       | 9,732                     |
| Distribution    | HV-LV Power Pole | Timber Pole on George Hunn Nobbs Lane                         | 2029                        | 105417       | 9,732                     |
| Distribution    | HV-LV Power Pole | Timber Pole on Grassy Road                                    | 2029                        | 105410       | 9,732                     |
| Distribution    | HV-LV Power Pole | Timber Pole on J E Road                                       | 2029                        | 105629       | 9,732                     |
| Distribution    | HV-LV Power Pole | Timber Pole on Marsh's Road and Stockyard Road Junction       | 2029                        | 105159       | 9,732                     |
| Distribution    | HV-LV Power Pole | Timber Pole on Middlegate Road                                | 2027                        | 105100       | 9,732                     |
| Distribution    | HV-LV Power Pole | Timber Pole on Mill Road                                      | 2029                        | 105273       | 9,732                     |
| Distribution    | HV-LV Power Pole | Timber Pole on Mill Road                                      | 2029                        | 105274       | 9,732                     |
| Distribution    | HV-LV Power Pole | Timber Pole on Mill Road                                      | 2030                        | 105078       | 9,732                     |
| Distribution    | HV-LV Power Pole | Timber Pole on Mission Road                                   | 2029                        | 105442       | 9,732                     |
| Distribution    | HV-LV Power Pole | Timber Pole on Mission Road                                   | 2029                        | 105443       | 9,732                     |
| Distribution    | HV-LV Power Pole | Timber Pole on Mission Road                                   | 2029                        | 105444       | 9,732                     |
| Distribution    | HV-LV Power Pole | Timber Pole on Mission Road                                   | 2029                        | 105445       | 9,732                     |
| Distribution    | HV-LV Power Pole | Timber Pole on Mission Road                                   | 2029                        | 105446       | 9,732                     |
| Distribution    | HV-LV Power Pole | Timber Pole on Mission Road                                   | 2029                        | 105447       | 9,732                     |
| Distribution    | HV-LV Power Pole | Timber Pole on Mission Road                                   | 2029                        | 105448       | 9,732                     |
| Distribution    | HV-LV Power Pole | Timber Pole on Mission Road                                   | 2029                        | 105450       | 9,732                     |
| Distribution    | HV-LV Power Pole | Timber Pole on Mission Road                                   | 2029                        | 105451       | 9,732                     |
| Distribution    | HV-LV Power Pole | Timber Pole on Mission Road                                   | 2029                        | 105452       | 9,732                     |
| Distribution    | HV-LV Power Pole | Timber Pole on Mission Road                                   | 2029                        | 105453       | 9,732                     |
| Distribution    | HV-LV Power Pole | Timber Pole on Mission Road                                   | 2029                        | 105455       | 9,732                     |
| Distribution    | HV-LV Power Pole | Timber Pole on Mission Road                                   | 2029                        | 105457       | 9,732                     |
| Distribution    | HV-LV Power Pole | Timber Pole on Mission Road                                   | 2029                        | 105459       | 9,732                     |
| Distribution    | HV-LV Power Pole | Timber Pole on Mission Road                                   | 2029                        | 105460       | 9,732                     |
| Distribution    | HV-LV Power Pole | Timber Pole on Mission Road                                   | 2029                        | 105463       | 9,732                     |
| Distribution    | HV-LV Power Pole | Timber Pole on Mission Road                                   | 2029                        | 105464       | 9,732                     |
| Distribution    | HV-LV Power Pole | Timber Pole on Mission Road                                   | 2029                        | 105465       | 9,732                     |
| Distribution    | HV-LV Power Pole | Timber Pole on Mission Road                                   | 2029                        | 105467       | 9,732                     |
| Distribution    | HV-LV Power Pole | Timber Pole on Mission Road                                   | 2029                        | 105468       | 9,732                     |
| Distribution    | HV-LV Power Pole | Timber Pole on Mission Road                                   | 2029                        | 105470       | 9,732                     |
| Distribution    | HV-LV Power Pole | Timber Pole on Mission Road                                   | 2029                        | 105471       | 9,732                     |
| Distribution    | HV-LV Power Pole | Timber Pole on Mission Road                                   | 2029                        | 105472       | 9,732                     |
| Distribution    | HV-LV Power Pole | Timber Pole on Mission Road                                   | 2030                        | 105466       | 9,732                     |
| Distribution    | HV-LV Power Pole | Timber Pole on Mission Road and Anson Bay Road Junction       | 2029                        | 105474       | 9,732                     |

| Asset Sub-Class | Sub-Category     | Name   | Years (End of Life - Model) | Component ID | Replacement Cost (\$2025) |
|-----------------|------------------|--|-----------------------------|--------------|---------------------------|
| Distribution    | HV-LV Power Pole | Timber Pole on Mount Pitt Road   | 2029                        | 105431       | 9,732                     |
| Distribution    | HV-LV Power Pole | Timber Pole on Mount Pitt Road   | 2029                        | 105433       | 9,732                     |
| Distribution    | HV-LV Power Pole | Timber Pole on New Cascade Road  | 2027                        | 105093       | 9,732                     |
| Distribution    | HV-LV Power Pole | Timber Pole on New Cascade Road  | 2027                        | 105341       | 9,732                     |
| Distribution    | HV-LV Power Pole | Timber Pole on New Cascade Road  | 2029                        | 105326       | 9,732                     |
| Distribution    | HV-LV Power Pole | Timber Pole on New Cascade Road  | 2029                        | 105327       | 9,732                     |
| Distribution    | HV-LV Power Pole | Timber Pole on New Cascade Road  | 2029                        | 105328       | 9,732                     |
| Distribution    | HV-LV Power Pole | Timber Pole on New Cascade Road  | 2029                        | 105329       | 9,732                     |
| Distribution    | HV-LV Power Pole | Timber Pole on New Cascade Road  | 2029                        | 105332       | 9,732                     |
| Distribution    | HV-LV Power Pole | Timber Pole on New Cascade Road  | 2029                        | 105336       | 9,732                     |
| Distribution    | HV-LV Power Pole | Timber Pole on New Cascade Road  | 2029                        | 105337       | 9,732                     |
| Distribution    | HV-LV Power Pole | Timber Pole on New Cascade Road  | 2029                        | 105338       | 9,732                     |
| Distribution    | HV-LV Power Pole | Timber Pole on New Cascade Road  | 2029                        | 105339       | 9,732                     |
| Distribution    | HV-LV Power Pole | Timber Pole on New Cascade Road  | 2029                        | 105340       | 9,732                     |
| Distribution    | HV-LV Power Pole | Timber Pole on New Cascade Road  | 2030                        | 105334       | 9,732                     |
| Distribution    | HV-LV Power Pole | Timber Pole on New Cascade Road and Tavarua Lane Junction                  | 2029                        | 105322       | 9,732                     |
| Distribution    | HV-LV Power Pole | Timber Pole on New Cascade Road and Yorlor Lane Junction                   | 2029                        | 105325       | 9,732                     |
| Distribution    | HV-LV Power Pole | Timber Pole on New Farm Road   | 2029                        | 105643       | 9,732                     |
| Distribution    | HV-LV Power Pole | Timber Pole on New Farm Road   | 2029                        | 105769       | 9,732                     |
| Distribution    | HV-LV Power Pole | Timber Pole on Queen Elizabeth Avenue                                      | 2029                        | 105343       | 9,732                     |
| Distribution    | HV-LV Power Pole | Timber Pole on Queen Elizabeth Avenue and Fletcher Christian Road Junction | 2029                        | 105344       | 9,732                     |
| Distribution    | HV-LV Power Pole | Timber Pole on Rocky Point Road  | 2029                        | 105701       | 9,732                     |
| Distribution    | HV-LV Power Pole | Timber Pole on Rocky Point Road  | 2029                        | 105702       | 9,732                     |
| Distribution    | HV-LV Power Pole | Timber Pole on Rocky Point Road  | 2029                        | 105703       | 9,732                     |
| Distribution    | HV-LV Power Pole | Timber Pole on Rocky Point Road  | 2029                        | 105704       | 9,732                     |
| Distribution    | HV-LV Power Pole | Timber Pole on Rocky Point Road  | 2029                        | 105706       | 9,732                     |
| Distribution    | HV-LV Power Pole | Timber Pole on Rocky Point Road  | 2029                        | 105707       | 9,732                     |
| Distribution    | HV-LV Power Pole | Timber Pole on Rooty Hill Road   | 2029                        | 105126       | 9,732                     |
| Distribution    | HV-LV Power Pole | Timber Pole on Rooty Hill Road   | 2029                        | 105127       | 9,732                     |
| Distribution    | HV-LV Power Pole | Timber Pole on Rooty Hill Road   | 2029                        | 105128       | 9,732                     |
| Distribution    | HV-LV Power Pole | Timber Pole on Rooty Hill Road   | 2029                        | 105242       | 9,732                     |
| Distribution    | HV-LV Power Pole | Timber Pole on Rooty Hill Road   | 2029                        | 105243       | 9,732                     |
| Distribution    | HV-LV Power Pole | Timber Pole on Rooty Hill Road   | 2029                        | 105244       | 9,732                     |
| Distribution    | HV-LV Power Pole | Timber Pole on Rooty Hill Road   | 2029                        | 105245       | 9,732                     |
| Distribution    | HV-LV Power Pole | Timber Pole on Selwyn Pine Road  | 2029                        | 105613       | 9,732                     |
| Distribution    | HV-LV Power Pole | Timber Pole on Stockyard Corner Junction                                   | 2029                        | 105123       | 9,732                     |
| Distribution    | HV-LV Power Pole | Timber Pole on Stockyard Road  | 2029                        | 105149       | 9,732                     |

| Asset Sub-Class | Sub-Category     | Name                          | Years (End of Life - Model) | Component ID | Replacement Cost (\$2025) |
|-----------------|------------------|-------------------------------|-----------------------------|--------------|---------------------------|
| Distribution    | HV-LV Power Pole | Timber Pole on Stockyard Road | 2029                        | 105150       | 9,732                     |
| Distribution    | HV-LV Power Pole | Timber Pole on Stockyard Road | 2029                        | 105151       | 9,732                     |
| Distribution    | HV-LV Power Pole | Timber Pole on Stockyard Road | 2029                        | 105152       | 9,732                     |
| Distribution    | HV-LV Power Pole | Timber Pole on Stockyard Road | 2029                        | 105153       | 9,732                     |
| Distribution    | HV-LV Power Pole | Timber Pole on Stockyard Road | 2029                        | 105154       | 9,732                     |
| Distribution    | HV-LV Power Pole | Timber Pole on Stockyard Road | 2029                        | 105157       | 9,732                     |
| Distribution    | HV-LV Power Pole | Timber Pole on Stockyard Road | 2029                        | 105158       | 9,732                     |
| Distribution    | HV-LV Power Pole | Timber Pole on Stockyard Road | 2029                        | 105168       | 9,732                     |
| Distribution    | HV-LV Power Pole | Timber Pole on Stockyard Road | 2029                        | 105169       | 9,732                     |
| Distribution    | HV-LV Power Pole | Timber Pole on Stockyard Road | 2029                        | 105170       | 9,732                     |
| Distribution    | HV-LV Power Pole | Timber Pole on Stockyard Road | 2029                        | 105171       | 9,732                     |
| Distribution    | HV-LV Power Pole | Timber Pole on Stockyard Road | 2029                        | 105172       | 9,732                     |
| Distribution    | HV-LV Power Pole | Timber Pole on Stockyard Road | 2029                        | 105173       | 9,732                     |
| Distribution    | HV-LV Power Pole | Timber Pole on Stockyard Road | 2029                        | 105174       | 9,732                     |
| Distribution    | HV-LV Power Pole | Timber Pole on Stockyard Road | 2029                        | 105175       | 9,732                     |
| Distribution    | HV-LV Power Pole | Timber Pole on Stockyard Road | 2029                        | 105176       | 9,732                     |
| Distribution    | HV-LV Power Pole | Timber Pole on Stockyard Road | 2029                        | 105177       | 9,732                     |
| Distribution    | HV-LV Power Pole | Timber Pole on Stockyard Road | 2029                        | 105178       | 9,732                     |
| Distribution    | HV-LV Power Pole | Timber Pole on Stockyard Road | 2029                        | 105179       | 9,732                     |
| Distribution    | HV-LV Power Pole | Timber Pole on Stockyard Road | 2029                        | 105180       | 9,732                     |
| Distribution    | HV-LV Power Pole | Timber Pole on Stockyard Road | 2029                        | 105182       | 9,732                     |
| Distribution    | HV-LV Power Pole | Timber Pole on Stockyard Road | 2029                        | 105183       | 9,732                     |
| Distribution    | HV-LV Power Pole | Timber Pole on Stockyard Road | 2029                        | 105184       | 9,732                     |
| Distribution    | HV-LV Power Pole | Timber Pole on Stockyard Road | 2029                        | 105185       | 9,732                     |
| Distribution    | HV-LV Power Pole | Timber Pole on Stockyard Road | 2029                        | 105186       | 9,732                     |
| Distribution    | HV-LV Power Pole | Timber Pole on Stockyard Road | 2029                        | 105187       | 9,732                     |
| Distribution    | HV-LV Power Pole | Timber Pole on Stockyard Road | 2029                        | 105188       | 9,732                     |
| Distribution    | HV-LV Power Pole | Timber Pole on Stockyard Road | 2029                        | 105189       | 9,732                     |
| Distribution    | HV-LV Power Pole | Timber Pole on Stockyard Road | 2029                        | 105190       | 9,732                     |
| Distribution    | HV-LV Power Pole | Timber Pole on Stockyard Road | 2029                        | 105191       | 9,732                     |
| Distribution    | HV-LV Power Pole | Timber Pole on Stockyard Road | 2029                        | 105192       | 9,732                     |
| Distribution    | HV-LV Power Pole | Timber Pole on Stockyard Road | 2029                        | 105196       | 9,732                     |
| Distribution    | HV-LV Power Pole | Timber Pole on Stockyard Road | 2029                        | 105197       | 9,732                     |
| Distribution    | HV-LV Power Pole | Timber Pole on Stockyard Road | 2029                        | 105198       | 9,732                     |
| Distribution    | HV-LV Power Pole | Timber Pole on Stockyard Road | 2029                        | 105199       | 9,732                     |
| Distribution    | HV-LV Power Pole | Timber Pole on Stockyard Road | 2029                        | 105200       | 9,732                     |
| Distribution    | HV-LV Power Pole | Timber Pole on Stockyard Road | 2029                        | 105201       | 9,732                     |
| Distribution    | HV-LV Power Pole | Timber Pole on Stockyard Road | 2029                        | 105203       | 9,732                     |

| Asset Sub-Class | Sub-Category     | Name   | Years (End of Life - Model) | Component ID | Replacement Cost (\$2025) |
|-----------------|------------------|--|-----------------------------|--------------|---------------------------|
| Distribution    | HV-LV Power Pole | Timber Pole on Stockyard Road                                | 2029                        | 105209       | 9,732                     |
| Distribution    | HV-LV Power Pole | Timber Pole on Stockyard Road                                | 2029                        | 105211       | 9,732                     |
| Distribution    | HV-LV Power Pole | Timber Pole on Stockyard Road                                | 2029                        | 105212       | 9,732                     |
| Distribution    | HV-LV Power Pole | Timber Pole on Stockyard Road                                | 2029                        | 105213       | 9,732                     |
| Distribution    | HV-LV Power Pole | Timber Pole on Stockyard Road                                | 2029                        | 105747       | 9,732                     |
| Distribution    | HV-LV Power Pole | Timber Pole on Stockyard Road                                | 2030                        | 105024       | 9,732                     |
| Distribution    | HV-LV Power Pole | Timber Pole on Stockyard Road                                | 2030                        | 105043       | 9,732                     |
| Distribution    | HV-LV Power Pole | Timber Pole on Stockyard Road (b)                            | 2029                        | 105215       | 9,732                     |
| Distribution    | HV-LV Power Pole | Timber Pole on Stockyard Road (b)                            | 2029                        | 105222       | 9,732                     |
| Distribution    | HV-LV Power Pole | Timber Pole on Stockyard Road (b)                            | 2029                        | 105223       | 9,732                     |
| Distribution    | HV-LV Power Pole | Timber Pole on Stockyard Road and Potts Farm Road Junction   | 2029                        | 105156       | 9,732                     |
| Distribution    | HV-LV Power Pole | Timber Pole on Stockyard Road and Taries Lane Junction       | 2029                        | 105214       | 9,732                     |
| Distribution    | HV-LV Power Pole | Timber Pole on Stockyard Road and Two Chimneys Road Junction | 2027                        | 105040       | 9,732                     |
| Distribution    | HV-LV Power Pole | Timber Pole on Stokyard Road and Stockyard (a) Junction      | 2029                        | 105202       | 9,732                     |
| Distribution    | HV-LV Power Pole | Timber Pole on Taylors Road                                  | 2027                        | 105379       | 9,732                     |
| Distribution    | HV-LV Power Pole | Timber Pole on Taylors Road                                  | 2029                        | 105368       | 9,732                     |
| Distribution    | HV-LV Power Pole | Timber Pole on Taylors Road                                  | 2029                        | 105369       | 9,732                     |
| Distribution    | HV-LV Power Pole | Timber Pole on Taylors Road                                  | 2029                        | 105372       | 9,732                     |
| Distribution    | HV-LV Power Pole | Timber Pole on Taylors Road                                  | 2029                        | 105373       | 9,732                     |
| Distribution    | HV-LV Power Pole | Timber Pole on Taylors Road                                  | 2029                        | 105374       | 9,732                     |
| Distribution    | HV-LV Power Pole | Timber Pole on Taylors Road                                  | 2029                        | 105375       | 9,732                     |
| Distribution    | HV-LV Power Pole | Timber Pole on Taylors Road                                  | 2029                        | 105376       | 9,732                     |
| Distribution    | HV-LV Power Pole | Timber Pole on Taylors Road                                  | 2029                        | 105377       | 9,732                     |
| Distribution    | HV-LV Power Pole | Timber Pole on Taylors Road                                  | 2029                        | 105378       | 9,732                     |
| Distribution    | HV-LV Power Pole | Timber Pole on Taylors Road                                  | 2029                        | 105380       | 9,732                     |
| Distribution    | HV-LV Power Pole | Timber Pole on Taylors Road                                  | 2029                        | 105381       | 9,732                     |
| Distribution    | HV-LV Power Pole | Timber Pole on Taylors Road                                  | 2029                        | 105383       | 9,732                     |
| Distribution    | HV-LV Power Pole | Timber Pole on Two Chimneys Road                             | 2029                        | 105194       | 9,732                     |
| Distribution    | HV-LV Power Pole | Timber Pole on Two Chimneys Road                             | 2029                        | 105195       | 9,732                     |
| Distribution    | HV-LV Power Pole | Timber Pole on Two Chimneys Road                             | 2029                        | 105227       | 9,732                     |
| Distribution    | HV-LV Power Pole | Timber Pole on Two Chimneys Road                             | 2029                        | 105228       | 9,732                     |
| Distribution    | HV-LV Power Pole | Timber Pole on Two Chimneys Road                             | 2029                        | 105229       | 9,732                     |
| Distribution    | HV-LV Power Pole | Timber Pole on Two Chimneys Road                             | 2029                        | 105230       | 9,732                     |
| Distribution    | HV-LV Power Pole | Timber Pole on Two Chimneys Road                             | 2029                        | 105231       | 9,732                     |
| Distribution    | HV-LV Power Pole | Timber Pole on Two Chimneys Road                             | 2029                        | 105233       | 9,732                     |
| Distribution    | HV-LV Power Pole | Timber Pole on Two Chimneys Road                             | 2029                        | 105234       | 9,732                     |
| Distribution    | HV-LV Power Pole | Timber Pole on Two Chimneys Road                             | 2029                        | 105235       | 9,732                     |
| Distribution    | HV-LV Power Pole | Timber Pole on Two Chimneys Road                             | 2029                        | 105236       | 9,732                     |

| Asset Sub-Class | Sub-Category  | Name   | Years (End of Life - Model) | Component ID | Replacement Cost (\$2025) |
|-----------------|---------------|--|-----------------------------|--------------|---------------------------|
| Distribution    | LV Power Pole | Timber Pole east of Anson Bay Road                           | 2029                        | 105515       | 9,732                     |
| Distribution    | LV Power Pole | Timber Pole east of Anson Bay Road                           | 2029                        | 105516       | 9,732                     |
| Distribution    | LV Power Pole | Timber Pole east of Anson Bay Road                           | 2029                        | 105517       | 9,732                     |
| Distribution    | LV Power Pole | Timber Pole east of Anson Bay Road                           | 2029                        | 105518       | 9,732                     |
| Distribution    | LV Power Pole | Timber Pole in Ball Bay Reserve                              | 2029                        | 105160       | 9,732                     |
| Distribution    | LV Power Pole | Timber Pole in Ball Bay Reserve                              | 2029                        | 105162       | 9,732                     |
| Distribution    | LV Power Pole | Timber Pole near Bullocks Hut Road                           | 2029                        | 105573       | 9,732                     |
| Distribution    | LV Power Pole | Timber Pole near Bullocks Hut Road                           | 2029                        | 105574       | 9,732                     |
| Distribution    | LV Power Pole | Timber Pole near Bullocks Hut Road                           | 2029                        | 105575       | 9,732                     |
| Distribution    | LV Power Pole | Timber Pole near Bullocks Hut Road                           | 2029                        | 105576       | 9,732                     |
| Distribution    | LV Power Pole | Timber Pole near Bullocks Hut Road                           | 2029                        | 105746       | 9,732                     |
| Distribution    | LV Power Pole | Timber Pole on Allendale Drive                               | 2029                        | 105147       | 9,732                     |
| Distribution    | LV Power Pole | Timber Pole on Anson Bay Road                                | 2029                        | 105529       | 9,732                     |
| Distribution    | LV Power Pole | Timber Pole on Anson Bay Road                                | 2029                        | 105532       | 9,732                     |
| Distribution    | LV Power Pole | Timber Pole on Anson Bay Road                                | 2029                        | 105584       | 9,732                     |
| Distribution    | LV Power Pole | Timber Pole on Anson Bay Road                                | 2029                        | 105585       | 9,732                     |
| Distribution    | LV Power Pole | Timber Pole on Anson Bay Road                                | 2029                        | 105586       | 9,732                     |
| Distribution    | LV Power Pole | Timber Pole on Anson Bay Road                                | 2029                        | 105588       | 9,732                     |
| Distribution    | LV Power Pole | Timber Pole on Anson Bay Road                                | 2029                        | 105730       | 9,732                     |
| Distribution    | LV Power Pole | Timber Pole on Anson Bay Road                                | 2029                        | 105731       | 9,732                     |
| Distribution    | LV Power Pole | Timber Pole on Anson Bay Road                                | 2029                        | 105732       | 9,732                     |
| Distribution    | LV Power Pole | Timber Pole on Anson Bay Road                                | 2029                        | 105733       | 9,732                     |
| Distribution    | LV Power Pole | Timber Pole on Anson Bay Road                                | 2029                        | 105734       | 9,732                     |
| Distribution    | LV Power Pole | Timber Pole on Anson Bay Road                                | 2029                        | 105735       | 9,732                     |
| Distribution    | LV Power Pole | Timber Pole on Anson Bay Road                                | 2029                        | 105736       | 9,732                     |
| Distribution    | LV Power Pole | Timber Pole on Anson Bay Road                                | 2029                        | 105783       | 9,732                     |
| Distribution    | LV Power Pole | Timber Pole on Anson Bay Road and Bullocks Hut Road Junction | 2029                        | 105530       | 9,732                     |
| Distribution    | LV Power Pole | Timber Pole on Anson Bay Road and Bullocks Hut Road Junction | 2029                        | 105531       | 9,732                     |
| Distribution    | LV Power Pole | Timber Pole on Bullocks Hut Road                             | 2029                        | 105525       | 9,732                     |
| Distribution    | LV Power Pole | Timber Pole on Bullocks Hut Road                             | 2029                        | 105526       | 9,732                     |
| Distribution    | LV Power Pole | Timber Pole on Bullocks Hut Road                             | 2029                        | 105527       | 9,732                     |
| Distribution    | LV Power Pole | Timber Pole on Bullocks Hut Road                             | 2029                        | 105528       | 9,732                     |
| Distribution    | LV Power Pole | Timber Pole on Caleb's Lane                                  | 2027                        | 105672       | 9,732                     |
| Distribution    | LV Power Pole | Timber Pole on Caleb's Lane                                  | 2027                        | 105673       | 9,732                     |
| Distribution    | LV Power Pole | Timber Pole on Caleb's Lane                                  | 2027                        | 105675       | 9,732                     |
| Distribution    | LV Power Pole | Timber Pole on Caleb's Lane                                  | 2027                        | 105676       | 9,732                     |
| Distribution    | LV Power Pole | Timber Pole on Caleb's Lane                                  | 2027                        | 105677       | 9,732                     |
| Distribution    | LV Power Pole | Timber Pole on Caleb's Lane                                  | 2027                        | 105678       | 9,732                     |

| Asset Sub-Class | Sub-Category  | Name  | Years (End of Life - Model) | Component ID | Replacement Cost (\$2025) |
|-----------------|---------------|---|-----------------------------|--------------|---------------------------|
| Distribution    | LV Power Pole | Timber Pole on Caleb's Lane   | 2030                        | 105674       | 9,732                     |
| Distribution    | LV Power Pole | Timber Pole on Captain Cook Road                                      | 2029                        | 105551       | 9,732                     |
| Distribution    | LV Power Pole | Timber Pole on Captain Cook Road                                      | 2029                        | 105552       | 9,732                     |
| Distribution    | LV Power Pole | Timber Pole on Captain Cook Road                                      | 2029                        | 105553       | 9,732                     |
| Distribution    | LV Power Pole | Timber Pole on Captain Cook Road                                      | 2029                        | 105554       | 9,732                     |
| Distribution    | LV Power Pole | Timber Pole on Captain Cook Road                                      | 2029                        | 105555       | 9,732                     |
| Distribution    | LV Power Pole | Timber Pole on Captain Cook Road                                      | 2029                        | 105556       | 9,732                     |
| Distribution    | LV Power Pole | Timber Pole on Captain Cook Road                                      | 2029                        | 105557       | 9,732                     |
| Distribution    | LV Power Pole | Timber Pole on Captain Quintal Drive                                  | 2029                        | 105671       | 9,732                     |
| Distribution    | LV Power Pole | Timber Pole on Cutters Corn Road                                      | 2027                        | 105066       | 9,732                     |
| Distribution    | LV Power Pole | Timber Pole on Cutters Corn Road                                      | 2029                        | 105249       | 9,732                     |
| Distribution    | LV Power Pole | Timber Pole on Cutters Corn Road                                      | 2029                        | 105250       | 9,732                     |
| Distribution    | LV Power Pole | Timber Pole on Cutters Corn Road                                      | 2029                        | 105251       | 9,732                     |
| Distribution    | LV Power Pole | Timber Pole on Driver Christian Road                                  | 2029                        | 105751       | 9,732                     |
| Distribution    | LV Power Pole | Timber Pole on Driver Christian Road                                  | 2030                        | 105010       | 9,732                     |
| Distribution    | LV Power Pole | Timber Pole on Driver Christian Road                                  | 2030                        | 105011       | 9,732                     |
| Distribution    | LV Power Pole | Timber Pole on Edward Young Road                                      | 2029                        | 105357       | 9,732                     |
| Distribution    | LV Power Pole | Timber Pole on Edward Young Road                                      | 2029                        | 105359       | 9,732                     |
| Distribution    | LV Power Pole | Timber Pole on Edward Young Road and Fletcher Christian Road Junction | 2029                        | 105351       | 9,732                     |
| Distribution    | LV Power Pole | Timber Pole on Ephraim Christian Road                                 | 2029                        | 105767       | 9,732                     |
| Distribution    | LV Power Pole | Timber Pole on Ephraim Christian Road                                 | 2029                        | 105768       | 9,732                     |
| Distribution    | LV Power Pole | Timber Pole on Fishermans Lane  | 2029                        | 105737       | 9,732                     |
| Distribution    | LV Power Pole | Timber Pole on Fishermans Lane  | 2029                        | 105738       | 9,732                     |
| Distribution    | LV Power Pole | Timber Pole on Fishermans Lane  | 2029                        | 105739       | 9,732                     |
| Distribution    | LV Power Pole | Timber Pole on Fishermans Lane  | 2029                        | 105740       | 9,732                     |
| Distribution    | LV Power Pole | Timber Pole on Fishermans Lane  | 2029                        | 105741       | 9,732                     |
| Distribution    | LV Power Pole | Timber Pole on Fishermans Lane  | 2029                        | 105742       | 9,732                     |
| Distribution    | LV Power Pole | Timber Pole on Fishermans Lane  | 2029                        | 105743       | 9,732                     |
| Distribution    | LV Power Pole | Timber Pole on Fishermans Lane  | 2029                        | 105744       | 9,732                     |
| Distribution    | LV Power Pole | Timber Pole on Fishermans Lane  | 2029                        | 105745       | 9,732                     |
| Distribution    | LV Power Pole | Timber Pole on Goldies Lane   | 2029                        | 105748       | 9,732                     |
| Distribution    | LV Power Pole | Timber Pole on Goldies Lane   | 2029                        | 105749       | 9,732                     |
| Distribution    | LV Power Pole | Timber Pole on Goldies Lane   | 2029                        | 105750       | 9,732                     |
| Distribution    | LV Power Pole | Timber Pole on Goldies Lane   | 2030                        | 105106       | 9,732                     |
| Distribution    | LV Power Pole | Timber Pole on Headstone Road   | 2029                        | 105488       | 9,732                     |
| Distribution    | LV Power Pole | Timber Pole on Headstone Road   | 2029                        | 105489       | 9,732                     |
| Distribution    | LV Power Pole | Timber Pole on Headstone Road   | 2029                        | 105490       | 9,732                     |
| Distribution    | LV Power Pole | Timber Pole on Headstone Road   | 2029                        | 105491       | 9,732                     |

| Asset Sub-Class | Sub-Category  | Name                               | Years (End of Life - Model) | Component ID | Replacement Cost (\$2025) |
|-----------------|---------------|------------------------------------|-----------------------------|--------------|---------------------------|
| Distribution    | LV Power Pole | Timber Pole on Headstone Road      | 2029                        | 105493       | 9,732                     |
| Distribution    | LV Power Pole | Timber Pole on Headstone Road      | 2029                        | 105494       | 9,732                     |
| Distribution    | LV Power Pole | Timber Pole on Headstone Road      | 2029                        | 105497       | 9,732                     |
| Distribution    | LV Power Pole | Timber Pole on Headstone Road      | 2029                        | 105498       | 9,732                     |
| Distribution    | LV Power Pole | Timber Pole on Headstone Road      | 2029                        | 105499       | 9,732                     |
| Distribution    | LV Power Pole | Timber Pole on Headstone Road      | 2029                        | 105500       | 9,732                     |
| Distribution    | LV Power Pole | Timber Pole on Headstone Road      | 2029                        | 105502       | 9,732                     |
| Distribution    | LV Power Pole | Timber Pole on J E Road            | 2029                        | 105631       | 9,732                     |
| Distribution    | LV Power Pole | Timber Pole on J E Road            | 2029                        | 105632       | 9,732                     |
| Distribution    | LV Power Pole | Timber Pole on J E Road            | 2029                        | 105633       | 9,732                     |
| Distribution    | LV Power Pole | Timber Pole on J E Road            | 2029                        | 105634       | 9,732                     |
| Distribution    | LV Power Pole | Timber Pole on J E Road            | 2029                        | 105635       | 9,732                     |
| Distribution    | LV Power Pole | Timber Pole on J E Road            | 2029                        | 105636       | 9,732                     |
| Distribution    | LV Power Pole | Timber Pole on J E Road            | 2029                        | 105637       | 9,732                     |
| Distribution    | LV Power Pole | Timber Pole on J E Road            | 2029                        | 105638       | 9,732                     |
| Distribution    | LV Power Pole | Timber Pole on J E Road            | 2029                        | 105639       | 9,732                     |
| Distribution    | LV Power Pole | Timber Pole on J E Road            | 2029                        | 105640       | 9,732                     |
| Distribution    | LV Power Pole | Timber Pole on J E Road            | 2029                        | 105641       | 9,732                     |
| Distribution    | LV Power Pole | Timber Pole on John Adams Road     | 2029                        | 105356       | 9,732                     |
| Distribution    | LV Power Pole | Timber Pole on John Adams Road     | 2029                        | 105784       | 9,732                     |
| Distribution    | LV Power Pole | Timber Pole on John Quintal Road   | 2029                        | 105226       | 9,732                     |
| Distribution    | LV Power Pole | Timber Pole on John Quintal Road   | 2030                        | 105048       | 9,732                     |
| Distribution    | LV Power Pole | Timber Pole on John Quintal Road   | 2030                        | 105049       | 9,732                     |
| Distribution    | LV Power Pole | Timber Pole on Little Cutters Corn | 2030                        | 105059       | 9,732                     |
| Distribution    | LV Power Pole | Timber Pole on New Cascade Road    | 2029                        | 105294       | 9,732                     |
| Distribution    | LV Power Pole | Timber Pole on New Cascade Road    | 2029                        | 105295       | 9,732                     |
| Distribution    | LV Power Pole | Timber Pole on New Cascade Road    | 2029                        | 105296       | 9,732                     |
| Distribution    | LV Power Pole | Timber Pole on New Cascade Road    | 2029                        | 105297       | 9,732                     |
| Distribution    | LV Power Pole | Timber Pole on New Cascade Road    | 2030                        | 105761       | 9,732                     |
| Distribution    | LV Power Pole | Timber Pole on New Farm Road       | 2029                        | 105644       | 9,732                     |
| Distribution    | LV Power Pole | Timber Pole on New Farm Road       | 2029                        | 105645       | 9,732                     |
| Distribution    | LV Power Pole | Timber Pole on New Farm Road       | 2029                        | 105646       | 9,732                     |
| Distribution    | LV Power Pole | Timber Pole on New Farm Road       | 2029                        | 105647       | 9,732                     |
| Distribution    | LV Power Pole | Timber Pole on New Farm Road       | 2029                        | 105648       | 9,732                     |
| Distribution    | LV Power Pole | Timber Pole on New Farm Road       | 2029                        | 105649       | 9,732                     |
| Distribution    | LV Power Pole | Timber Pole on New Farm Road       | 2029                        | 105650       | 9,732                     |
| Distribution    | LV Power Pole | Timber Pole on New Farm Road       | 2029                        | 105651       | 9,732                     |
| Distribution    | LV Power Pole | Timber Pole on New Farm Road       | 2029                        | 105652       | 9,732                     |

| Asset Sub-Class | Sub-Category    | Name   | Years (End of Life - Model) | Component ID | Replacement Cost (\$2025) |
|-----------------|-----------------|--|-----------------------------|--------------|---------------------------|
| Distribution    | LV Power Pole   | Timber Pole on New Farm Road                                     | 2029                        | 105654       | 9,732                     |
| Distribution    | LV Power Pole   | Timber Pole on New Farm Road                                     | 2029                        | 105655       | 9,732                     |
| Distribution    | LV Power Pole   | Timber Pole on New Farm Road                                     | 2029                        | 105656       | 9,732                     |
| Distribution    | LV Power Pole   | Timber Pole on New Farm Road                                     | 2029                        | 105657       | 9,732                     |
| Distribution    | LV Power Pole   | Timber Pole on New Farm Road                                     | 2029                        | 105658       | 9,732                     |
| Distribution    | LV Power Pole   | Timber Pole on New Farm Road                                     | 2029                        | 105659       | 9,732                     |
| Distribution    | LV Power Pole   | Timber Pole on New Farm Road                                     | 2029                        | 105660       | 9,732                     |
| Distribution    | LV Power Pole   | Timber Pole on Potts Farm Road                                   | 2030                        | 105107       | 9,732                     |
| Distribution    | LV Power Pole   | Timber Pole on Rooty Hill Road                                   | 2029                        | 105764       | 9,732                     |
| Distribution    | LV Power Pole   | Timber Pole on Rooty Hill Road                                   | 2029                        | 105765       | 9,732                     |
| Distribution    | LV Power Pole   | Timber Pole on Rooty Hill Road                                   | 2029                        | 105766       | 9,732                     |
| Distribution    | LV Power Pole   | Timber Pole on Selwyn Pine Road                                  | 2027                        | 105597       | 9,732                     |
| Distribution    | LV Power Pole   | Timber Pole on Selwyn Pine Road                                  | 2029                        | 105618       | 9,732                     |
| Distribution    | LV Power Pole   | Timber Pole on Selwyn Pine Road                                  | 2029                        | 105621       | 9,732                     |
| Distribution    | LV Power Pole   | Timber Pole on Selwyn Pine Road                                  | 2029                        | 105622       | 9,732                     |
| Distribution    | LV Power Pole   | Timber Pole on Selwyn Pine Road                                  | 2029                        | 105623       | 9,732                     |
| Distribution    | LV Power Pole   | Timber Pole on Selwyn Pine Road                                  | 2029                        | 105624       | 9,732                     |
| Distribution    | LV Power Pole   | Timber Pole on Selwyn Pine Road                                  | 2030                        | 105603       | 9,732                     |
| Distribution    | LV Power Pole   | Timber Pole on Selwyn Pine Road                                  | 2030                        | 105605       | 9,732                     |
| Distribution    | LV Power Pole   | Timber Pole on Shells Lane                                       | 2027                        | 105774       | 9,732                     |
| Distribution    | LV Power Pole   | Timber Pole on Shells Lane                                       | 2029                        | 105775       | 9,732                     |
| Distribution    | LV Power Pole   | Timber Pole on Shells Lane                                       | 2029                        | 105776       | 9,732                     |
| Distribution    | LV Power Pole   | Timber Pole on Shells Lane                                       | 2029                        | 105777       | 9,732                     |
| Distribution    | LV Power Pole   | Timber Pole on Shells Lane                                       | 2029                        | 105778       | 9,732                     |
| Distribution    | LV Power Pole   | Timber Pole on Shortridge Road                                   | 2027                        | 105772       | 9,732                     |
| Distribution    | LV Power Pole   | Timber Pole on Shortridge Road                                   | 2027                        | 105773       | 9,732                     |
| Distribution    | LV Power Pole   | Timber Pole on Shortridge Road and Edward Young Road Junction    | 2029                        | 105358       | 9,732                     |
| Distribution    | LV Power Pole   | Timber Pole on Stockyard Road (b)                                | 2030                        | 105047       | 9,732                     |
| Distribution    | LV Power Pole   | Timber Pole on Stockyard Road (b)                                | 2030                        | 105050       | 9,732                     |
| Distribution    | LV Power Pole   | Timber Pole on Stockyard Road (b) and John Quintal Road Junction | 2029                        | 105225       | 9,732                     |
| Distribution    | LV Power Pole   | Timber Pole on Tavarua Lane                                      | 2029                        | 105321       | 9,732                     |
| Distribution    | LV Power Pole   | Timber Pole on Tavarua Lane                                      | 2029                        | 105323       | 9,732                     |
| Distribution    | LV Power Pole   | Timber Pole on Tavarua Lane                                      | 2030                        | 105094       | 9,732                     |
| Distribution    | LV Power Pole   | Timber Pole to Flagstaff   | 2029                        | 105392       | 9,732                     |
| Distribution    | LV Power Pole   | Timber Pole to Flagstaff   | 2029                        | 105393       | 9,732                     |
| Distribution    | LV Power Pole   | Timber Pole to Flagstaff   | 2029                        | 105394       | 9,732                     |
| Distribution    | Pad Transformer | Cascade Wharf - Transformer                                      | 2026                        | 106151       | 82,400                    |
| Distribution    | Pillar          | Low Voltage Distribution Substation                              | 2031                        | 105896       | 1,064                     |

| Asset Sub-Class | Sub-Category | Name                                | Years (End of Life - Model) | Component ID | Replacement Cost (\$2025) |
|-----------------|--------------|-------------------------------------|-----------------------------|--------------|---------------------------|
| Distribution    | Pillar       | Low Voltage Distribution Substation | 2031                        | 105897       | 1,064                     |
| Distribution    | Pillar       | Low Voltage Distribution Substation | 2031                        | 105898       | 1,064                     |
| Distribution    | Pillar       | Low Voltage Distribution Substation | 2031                        | 105899       | 1,064                     |
| Distribution    | Pillar       | Low Voltage Distribution Substation | 2031                        | 105900       | 1,064                     |
| Distribution    | Pillar       | Low Voltage Distribution Substation | 2031                        | 105901       | 1,064                     |
| Distribution    | Pillar       | Low Voltage Distribution Substation | 2031                        | 105902       | 1,064                     |
| Distribution    | Pillar       | Low Voltage Distribution Substation | 2031                        | 105903       | 1,064                     |
| Distribution    | Pillar       | Low Voltage Distribution Substation | 2031                        | 105904       | 1,064                     |
| Distribution    | Pillar       | Low Voltage Distribution Substation | 2031                        | 105905       | 1,064                     |
| Distribution    | Pillar       | Low Voltage Distribution Substation | 2031                        | 105906       | 1,064                     |
| Distribution    | Pillar       | Low Voltage Distribution Substation | 2031                        | 105907       | 1,064                     |
| Distribution    | Pillar       | Low Voltage Distribution Substation | 2031                        | 105908       | 1,064                     |
| Distribution    | Pillar       | Low Voltage Distribution Substation | 2031                        | 105913       | 1,064                     |
| Distribution    | Pillar       | Low Voltage Distribution Substation | 2031                        | 105914       | 1,064                     |
| Distribution    | Pillar       | Low Voltage Distribution Substation | 2031                        | 105918       | 1,064                     |
| Distribution    | Pillar       | Low Voltage Distribution Substation | 2031                        | 105919       | 1,064                     |
| Distribution    | Pillar       | Low Voltage Distribution Substation | 2031                        | 105920       | 1,064                     |
| Distribution    | Pillar       | Low Voltage Distribution Substation | 2031                        | 105921       | 1,064                     |
| Distribution    | Pillar       | Low Voltage Distribution Substation | 2031                        | 105922       | 1,064                     |
| Distribution    | Pillar       | Low Voltage Distribution Substation | 2031                        | 105923       | 1,064                     |
| Distribution    | Pillar       | Low Voltage Distribution Substation | 2031                        | 105924       | 1,064                     |
| Distribution    | Pillar       | Low Voltage Distribution Substation | 2031                        | 105925       | 1,064                     |
| Distribution    | Pillar       | Low Voltage Distribution Substation | 2031                        | 105927       | 1,064                     |
| Distribution    | Pillar       | Low Voltage Distribution Substation | 2031                        | 105928       | 1,064                     |
| Distribution    | Pillar       | Low Voltage Distribution Substation | 2031                        | 105929       | 1,064                     |
| Distribution    | Pillar       | Low Voltage Distribution Substation | 2031                        | 105930       | 1,064                     |
| Distribution    | Pillar       | Low Voltage Distribution Substation | 2031                        | 105931       | 1,064                     |
| Distribution    | Pillar       | Low Voltage Distribution Substation | 2031                        | 105932       | 1,064                     |
| Distribution    | Pillar       | Low Voltage Distribution Substation | 2031                        | 105933       | 1,064                     |
| Distribution    | Pillar       | Low Voltage Distribution Substation | 2031                        | 105934       | 1,064                     |
| Distribution    | Pillar       | Low Voltage Distribution Substation | 2031                        | 105935       | 1,064                     |
| Distribution    | Pillar       | Low Voltage Distribution Substation | 2031                        | 105936       | 1,064                     |
| Distribution    | Pillar       | Low Voltage Distribution Substation | 2031                        | 105937       | 1,064                     |
| Distribution    | Pillar       | Low Voltage Distribution Substation | 2031                        | 105938       | 1,064                     |
| Distribution    | Pillar       | Low Voltage Distribution Substation | 2031                        | 105944       | 1,064                     |
| Distribution    | Pillar       | Low Voltage Distribution Substation | 2031                        | 105945       | 1,064                     |
| Distribution    | Pillar       | Low Voltage Distribution Substation | 2031                        | 105946       | 1,064                     |
| Distribution    | Pillar       | Low Voltage Distribution Substation | 2031                        | 105947       | 1,064                     |

| Asset Sub-Class | Sub-Category | Name                                | Years (End of Life - Model) | Component ID | Replacement Cost (\$2025) |
|-----------------|--------------|-------------------------------------|-----------------------------|--------------|---------------------------|
| Distribution    | Pillar       | Low Voltage Distribution Substation | 2031                        | 105948       | 1,064                     |
| Distribution    | Pillar       | Low Voltage Distribution Substation | 2031                        | 105949       | 1,064                     |
| Distribution    | Pillar       | Low Voltage Distribution Substation | 2031                        | 105950       | 1,064                     |
| Distribution    | Pillar       | Low Voltage Distribution Substation | 2031                        | 105951       | 1,064                     |
| Distribution    | Pillar       | Low Voltage Distribution Substation | 2031                        | 105952       | 1,064                     |
| Distribution    | Pillar       | Low Voltage Distribution Substation | 2031                        | 105953       | 1,064                     |
| Distribution    | Pillar       | Low Voltage Distribution Substation | 2031                        | 105954       | 1,064                     |
| Distribution    | Pillar       | Low Voltage Distribution Substation | 2031                        | 105956       | 1,064                     |
| Distribution    | Pillar       | Low Voltage Distribution Substation | 2031                        | 105957       | 1,064                     |
| Distribution    | Pillar       | Low Voltage Distribution Substation | 2031                        | 105958       | 1,064                     |
| Distribution    | Pillar       | Low Voltage Distribution Substation | 2031                        | 105959       | 1,064                     |
| Distribution    | Pillar       | Low Voltage Distribution Substation | 2031                        | 105960       | 1,064                     |
| Distribution    | Pillar       | Low Voltage Distribution Substation | 2031                        | 105961       | 1,064                     |
| Distribution    | Pillar       | Low Voltage Distribution Substation | 2031                        | 105962       | 1,064                     |
| Distribution    | Pillar       | Low Voltage Distribution Substation | 2031                        | 105966       | 1,064                     |
| Distribution    | Pillar       | Low Voltage Distribution Substation | 2031                        | 105967       | 1,064                     |
| Distribution    | Pillar       | Low Voltage Distribution Substation | 2031                        | 105968       | 1,064                     |
| Distribution    | Pillar       | Low Voltage Distribution Substation | 2031                        | 105969       | 1,064                     |
| Distribution    | Pillar       | Low Voltage Distribution Substation | 2031                        | 105971       | 1,064                     |
| Distribution    | Pillar       | Low Voltage Distribution Substation | 2031                        | 105972       | 1,064                     |
| Distribution    | Pillar       | Low Voltage Distribution Substation | 2031                        | 105973       | 1,064                     |
| Distribution    | Pillar       | Low Voltage Distribution Substation | 2031                        | 105974       | 1,064                     |
| Distribution    | Pillar       | Low Voltage Distribution Substation | 2031                        | 105975       | 1,064                     |
| Distribution    | Pillar       | Low Voltage Distribution Substation | 2031                        | 105976       | 1,064                     |
| Distribution    | Pillar       | Low Voltage Distribution Substation | 2031                        | 105977       | 1,064                     |
| Distribution    | Pillar       | Low Voltage Distribution Substation | 2031                        | 105978       | 1,064                     |
| Distribution    | Pillar       | Low Voltage Distribution Substation | 2031                        | 105979       | 1,064                     |
| Distribution    | Pillar       | Low Voltage Distribution Substation | 2031                        | 105980       | 1,064                     |
| Distribution    | Pillar       | Low Voltage Distribution Substation | 2031                        | 105981       | 1,064                     |
| Distribution    | Pillar       | Low Voltage Distribution Substation | 2031                        | 105982       | 1,064                     |
| Distribution    | Pillar       | Low Voltage Distribution Substation | 2031                        | 105983       | 1,064                     |
| Distribution    | Pillar       | Low Voltage Distribution Substation | 2031                        | 105984       | 1,064                     |
| Distribution    | Pillar       | Low Voltage Distribution Substation | 2031                        | 105985       | 1,064                     |
| Distribution    | Pillar       | Low Voltage Distribution Substation | 2031                        | 105986       | 1,064                     |
| Distribution    | Pillar       | Low Voltage Distribution Substation | 2031                        | 105987       | 1,064                     |
| Distribution    | Pillar       | Low Voltage Distribution Substation | 2031                        | 105988       | 1,064                     |
| Distribution    | Pillar       | Low Voltage Distribution Substation | 2031                        | 105989       | 1,064                     |
| Distribution    | Pillar       | Low Voltage Distribution Substation | 2031                        | 105993       | 1,064                     |

Released under the Freedom of Information Act 1982 by the Department of Infrastructure, Transport, Regional Development, Communications, Sport and the Arts

| Asset Sub-Class | Sub-Category     | Name  | Years (End of Life - Model) | Component ID | Replacement Cost (\$2025) |
|-----------------|------------------|---|-----------------------------|--------------|---------------------------|
| Distribution    | Pillar           | Low Voltage Distribution Substation                           | 2031                        | 105994       | 1,064                     |
| Distribution    | Pillar           | Low Voltage Distribution Substation                           | 2031                        | 106006       | 1,064                     |
| Distribution    | Pillar           | Low Voltage Distribution Substation                           | 2031                        | 106015       | 1,064                     |
| Distribution    | Pillar           | Low Voltage Distribution Substation                           | 2031                        | 106016       | 1,064                     |
| Distribution    | Pit              | Low Voltage Distribution Substation                           | 2031                        | 105926       | 1,064                     |
| Distribution    | Pit              | Low Voltage Distribution Substation                           | 2031                        | 105939       | 1,064                     |
| Distribution    | Pit              | Low Voltage Distribution Substation                           | 2031                        | 105941       | 1,064                     |
| Distribution    | Pit              | Low Voltage Distribution Substation                           | 2031                        | 105990       | 1,064                     |
| Distribution    | Pit              | Low Voltage Distribution Substation                           | 2031                        | 105991       | 1,064                     |
| Distribution    | Pit              | Low Voltage Distribution Substation                           | 2031                        | 105992       | 1,064                     |
| Distribution    | Transformer Pole | Timber Pole east of Anson Bay Road                            | 2029                        | 105505       | 9,732                     |
| Distribution    | Transformer Pole | Timber Pole east of Anson Bay Road                            | 2029                        | 105509       | 9,732                     |
| Distribution    | Transformer Pole | Timber Pole near Bullocks Hut Road                            | 2029                        | 105572       | 9,732                     |
| Distribution    | Transformer Pole | Timber Pole near Poverty Lane                                 | 2029                        | 105409       | 9,732                     |
| Distribution    | Transformer Pole | Timber Pole near Poverty Lane                                 | 2029                        | 105615       | 9,732                     |
| Distribution    | Transformer Pole | Timber Pole on Allendale Drive                                | 2029                        | 105146       | 9,732                     |
| Distribution    | Transformer Pole | Timber Pole on Anson Bay Road                                 | 2029                        | 105480       | 9,732                     |
| Distribution    | Transformer Pole | Timber Pole on Anson Bay Road                                 | 2029                        | 105729       | 9,732                     |
| Distribution    | Transformer Pole | Timber Pole on Bullocks Hut Road                              | 2029                        | 105524       | 9,732                     |
| Distribution    | Transformer Pole | Timber Pole on Bullocks Hut Road                              | 2029                        | 105559       | 9,732                     |
| Distribution    | Transformer Pole | Timber Pole on Bumbora Road                                   | 2029                        | 105684       | 9,732                     |
| Distribution    | Transformer Pole | Timber Pole on Captain Cook Road                              | 2029                        | 105550       | 9,732                     |
| Distribution    | Transformer Pole | Timber Pole on Captain Quintal Drive                          | 2027                        | 105670       | 9,732                     |
| Distribution    | Transformer Pole | Timber Pole on Cascade Road                                   | 2029                        | 105260       | 9,732                     |
| Distribution    | Transformer Pole | Timber Pole on Cascade Road                                   | 2029                        | 105271       | 9,732                     |
| Distribution    | Transformer Pole | Timber Pole on Cascade Road                                   | 2029                        | 105303       | 9,732                     |
| Distribution    | Transformer Pole | Timber Pole on Christians Lane                                | 2029                        | 105265       | 9,732                     |
| Distribution    | Transformer Pole | Timber Pole on Collins Head Road                              | 2029                        | 105120       | 9,732                     |
| Distribution    | Transformer Pole | Timber Pole on Collins Head Road                              | 2029                        | 105141       | 9,732                     |
| Distribution    | Transformer Pole | Timber Pole on Country Road                                   | 2029                        | 105387       | 9,732                     |
| Distribution    | Transformer Pole | Timber Pole on Cutters Corn Road                              | 2029                        | 105248       | 9,732                     |
| Distribution    | Transformer Pole | Timber Pole on Cutters Corn Road                              | 2030                        | 105060       | 9,732                     |
| Distribution    | Transformer Pole | Timber Pole on Driver Christian Road                          | 2029                        | 105136       | 9,732                     |
| Distribution    | Transformer Pole | Timber Pole on Fletcher Christian Road                        | 2029                        | 105350       | 9,732                     |
| Distribution    | Transformer Pole | Timber Pole on Harpers Road                                   | 2029                        | 105318       | 9,732                     |
| Distribution    | Transformer Pole | Timber Pole on Harpers Road and Prince Phillip Drive Junction | 2029                        | 105313       | 9,732                     |
| Distribution    | Transformer Pole | Timber Pole on J E Road                                       | 2029                        | 105630       | 9,732                     |
| Distribution    | Transformer Pole | Timber Pole on Mill Road                                      | 2027                        | 105080       | 9,732                     |

| Asset Sub-Class | Sub-Category     | Name  | Years (End of Life - Model) | Component ID | Replacement Cost (\$2025) |
|-----------------|------------------|---|-----------------------------|--------------|---------------------------|
| Distribution    | Transformer Pole | Timber Pole on Mill Road  | 2029                        | 105280       | 9,732                     |
| Distribution    | Transformer Pole | Timber Pole on Mill Road  | 2029                        | 105287       | 9,732                     |
| Distribution    | Transformer Pole | Timber Pole on Mission Road   | 2029                        | 105449       | 9,732                     |
| Distribution    | Transformer Pole | Timber Pole on Mission Road   | 2029                        | 105458       | 9,732                     |
| Distribution    | Transformer Pole | Timber Pole on Mission Road   | 2029                        | 105469       | 9,732                     |
| Distribution    | Transformer Pole | Timber Pole on Mount Pitt Road  | 2029                        | 105430       | 9,732                     |
| Distribution    | Transformer Pole | Timber Pole on Mount Pitt Road  | 2029                        | 105435       | 9,732                     |
| Distribution    | Transformer Pole | Timber Pole on New Cascade Road   | 2029                        | 105291       | 9,732                     |
| Distribution    | Transformer Pole | Timber Pole on New Cascade Road   | 2029                        | 105324       | 9,732                     |
| Distribution    | Transformer Pole | Timber Pole on New Farm Road  | 2029                        | 105642       | 9,732                     |
| Distribution    | Transformer Pole | Timber Pole on Queen Elizabeth Avenue and John Adams Road Junction              | 2029                        | 105364       | 9,732                     |
| Distribution    | Transformer Pole | Timber Pole on Rocky Point Road   | 2027                        | 105712       | 9,732                     |
| Distribution    | Transformer Pole | Timber Pole on Rocky Point Road   | 2029                        | 105694       | 9,732                     |
| Distribution    | Transformer Pole | Timber Pole on Rooty Hill Road  | 2029                        | 105246       | 9,732                     |
| Distribution    | Transformer Pole | Timber Pole on Stockyard Road   | 2029                        | 105155       | 9,732                     |
| Distribution    | Transformer Pole | Timber Pole on Stockyard Road   | 2029                        | 105181       | 9,732                     |
| Distribution    | Transformer Pole | Timber Pole on Stockyard Road   | 2030                        | 105038       | 9,732                     |
| Distribution    | Transformer Pole | Timber Pole on Stockyard Road   | 2030                        | 105044       | 9,732                     |
| Distribution    | Transformer Pole | Timber Pole on Stockyard Road (b)   | 2029                        | 105224       | 9,732                     |
| Distribution    | Transformer Pole | Timber Pole on Taries Lane  | 2029                        | 105221       | 9,732                     |
| Distribution    | Transformer Pole | Timber Pole on Taylors Road   | 2027                        | 105382       | 9,732                     |
| Distribution    | Transformer Pole | Timber Pole on Two Chimneys Road  | 2029                        | 105232       | 9,732                     |
| Distribution    | Transformer Pole | Timber Pole on Two Chimneys Road  | 2029                        | 105241       | 9,732                     |
| Distribution    | Transformer Pole | Timber Pole to Flagstaff  | 2029                        | 105395       | 9,732                     |
| Fleet           | Access           | Elevated Work Platform 17-EWP-TL Platform is erected on a vehicle - Reg. No. 55 | 2025                        | 103188       | 500,000                   |
| Fleet           | Access           | Elevated Work Platform 17-EWP-TL Platform is erected on a vehicle - Reg. No. 55 | 2026                        | 103188       | 500,000                   |
| Generation      | Diesel Tank      | Diesel Tank for Power House 12,815 Ltrs Tank #3                                 | 2027                        | 105893       | 26,000                    |
| Generation      | Diesel Tank      | Diesel Tank for Power House 12,815 Ltrs Tank #4                                 | 2027                        | 105892       | 26,000                    |
| Generation      | Diesel Tank      | Diesel Tank for Power House 12,815 Ltrs Tank #5                                 | 2027                        | 105891       | 26,000                    |
| Generation      | Diesel Tank      | Diesel Tank for Power House 12,815 Ltrs Tank #6                                 | 2027                        | 105890       | 26,000                    |
| Generation      | Inverter         | Bicentennial - SC50HV BESS Inverter   | 2034                        | 105792       | 140,300                   |
| Generation      | Inverter         | Bicentennial - SG30CX PV Inverter   | 2034                        | 105790       | 4,200                     |
| Generation      | Inverter         | ES Building - SC50HV BESS Inverter  | 2034                        | 105796       | 140,300                   |
| Generation      | Inverter         | ES Building - SG30CX PV Inverter  | 2034                        | 105794       | 4,200                     |
| Generation      | Inverter         | Grid-Connected Hybrid Inverter Sungrow SH10RT                                   | 2034                        | 105806       | 6,980                     |
| Generation      | Inverter         | Grid-Connected Hybrid Inverter Sungrow SH10RT #A23                              | 2034                        | 105804       | 6,980                     |

| Asset Sub-Class | Sub-Category              | Name   | Years (End of Life - Model) | Component ID | Replacement Cost (\$2025) |
|-----------------|---------------------------|--|-----------------------------|--------------|---------------------------|
| Generation      | Inverter                  | Grid-Connected Hybrid Inverter Sungrow SH10RT #A23 | 2034                        | 105805       | 6,980                     |
| Generation      | Inverter                  | Rawson Hall - SC50HV BESS Inverter                 | 2034                        | 105788       | 140,300                   |
| Generation      | Inverter                  | Rawson Hall - SG30CX PV Inverter                   | 2034                        | 105786       | 4,200                     |
| Generation      | Inverter                  | Waste Management Building - SC50HV BESS Inverter   | 2034                        | 105800       | 140,300                   |
| Generation      | Inverter                  | Waste Management Building - SG50CX PV Inverter     | 2034                        | 105798       | 5,200                     |
| Generation      | Load Bank                 | Old Manual Load Bank                               | 2034                        | 105854       | 75,000                    |
| Generation      | Mechanical and Electrical | "CATERPILLAR" Model Generator, S/N: C089127/01     | 2026                        | 105843       | 480,000                   |
| Generation      | Mechanical and Electrical | "CATERPILLAR" Model HC736G Generator, S/N:W5875/01 | 2027                        | 105845       | 580,000                   |
| Generation      | Mechanical and Electrical | "CATERPILLAR" Model SC736G Generator, S/N: L6590   | 2027                        | 105844       | 580,000                   |
| Generation      | Radiator                  | Radiator for GEN4                                  | 2027                        | 105850       | 52,500                    |
| Generation      | Radiator                  | Radiator for GEN5                                  | 2027                        | 105851       | 52,500                    |
| Generation      | Radiator                  | Radiator for GEN6                                  | 2027                        | 105852       | 52,500                    |
| Generation      | Rooftop Collector Panel   | Bicentennial - HiKu6 Mono PERC - 415W              | 2034                        | 105789       | 47,800                    |
| Generation      | Rooftop Collector Panel   | ES Building - HiKu6 Mono PERC - 415W               | 2034                        | 105793       | 81,900                    |
| Generation      | Rooftop Collector Panel   | Rawson Hall - HiKu6 Mono PERC - 415W               | 2034                        | 105785       | 36,200                    |
| Generation      | Rooftop Collector Panel   | Solar Panels x96 - Anson Bay Earth Station         | 2034                        | 105803       | 15,250                    |
| Generation      | Rooftop Collector Panel   | Waste Management Building - HiKu6 Mono PERC - 415W | 2034                        | 105797       | 196,100                   |
| Generation      | Switchboard               | LV Panel   | 2026                        | TBC          | 3,150,000                 |
| Generation      | Switchboard               | LV Panel Phase 2                                   | 2027                        | TBC          | 3,000,000                 |
| Generation      | Switchboard               | Main Distribution Board                            | 2027                        | 105866       | 250,000                   |
| Generation      | Switchboard               | MV Panel   | 2028                        | TBC          | 5,000,000                 |
| Generation      | Switchboard               | Power Factor Correction Board                      | 2027                        | 105869       | 130,000                   |
| Generation      | Switchboard               | Switch board for Generator 4                       | 2027                        | 105867       | 160,000                   |
| Generation      | Switchboard               | Switch board for Generator 5                       | 2027                        | 105868       | 160,000                   |
| Generation      | Switchboard               | Switch board for Generator 6                       | 2027                        | 105870       | 160,000                   |
| Storage         | Network Supply Battery    | Generator and Battery                              | 2031                        | 105875       | 12,145                    |
| Storage         | Network Supply Battery    | Generator and Battery                              | 2031                        | 105877       | 21,795                    |
| Storage         | Network Supply Battery    | Generator and Battery                              | 2032                        | 105876       | 60,496                    |
| Storage         | On Premise Battery        | Bicentennial - ST129CP Battery                     | 2034                        | 105791       | 130,300                   |
| Storage         | On Premise Battery        | ES Building - ST129CP Battery                      | 2034                        | 105795       | 100,500                   |
| Storage         | On Premise Battery        | ES Building - ST129CP Battery                      | 2034                        | 105802       | 100,500                   |
| Storage         | On Premise Battery        | Rawson Hall - ST129CP Battery                      | 2034                        | 105787       | 130,300                   |
| Storage         | On Premise Battery        | Rechargeable Li-ion Battery System Sungrow SBR128  | 2034                        | 105807       | 16,660                    |
| Storage         | On Premise Battery        | Rechargeable Li-ion Battery System Sungrow SBR128  | 2034                        | 105808       | 16,660                    |
| Storage         | On Premise Battery        | Rechargeable Li-ion Battery System Sungrow SBR128  | 2034                        | 105809       | 16,660                    |
| Storage         | On Premise Battery        | Waste Management Building - ST129CP Battery        | 2034                        | 105799       | 100,500                   |

| Asset Sub-Class    | Sub-Category       | Name  | Years (End of Life - Model) | Component ID | Replacement Cost (\$2025) |
|--------------------|--------------------|---|-----------------------------|--------------|---------------------------|
| Storage            | On Premise Battery | Waste Management Building - ST129CP Battery | 2034                        | 105801       | 100,500                   |
| <b>GRAND TOTAL</b> |                    |   |                             |              | <b>26,992,790</b>         |

#### 9.4 Appendix C: 10-year New Acquisitions

| Class               | Asset Sub-Class | Asset Type           | Asset Sub-Type            | Name   | Install Date | Cost               |
|---------------------|-----------------|----------------------|---------------------------|--|--------------|--------------------|
| Electricity         | Distribution    | Meter                | Meter                     | Electricity Meters, Panels and Batteries                               | 30/06/2025   | \$212,415          |
| Electricity         | Generation      | Photovoltaic         | Rooftop Collector Panel   | Purchase and installation of Solar Power Systems (NIHRACS, NICS, NIPS) | 30/06/2025   | \$282,815          |
| Electricity         | Distribution    | Transformer          | Pad Transformer           | Transformer KAVHA Sewer  | 30/06/2025   | \$40,030           |
| Electricity         | Generation      | Infrastructure       | Control                   | SCADA  | 30/06/2028   | \$1,375,000        |
| Electricity         | Generation      | Generator            | Mechanical and Electrical | Alternative Temp Generation  | 30/06/2028   | \$687,500          |
| Electricity         | Storage         | Battery              | Network Supply Battery    | Battery Bulk Storage & Load Bank                                       | 30/06/2028   | \$3,987,500        |
| Plant and Equipment | Fleet           | Heavy Duty Equipment | Access                    | New RG - (4x4) 17m Electrically Rated EWP x (2)                        | 30/06/2027   | \$1,306,250        |
| Plant and Equipment | Fleet           | Heavy Duty Equipment | Crane                     | New Premier Proline Crane Borer 1015 Series                            | 30/06/2027   | \$1,031,250        |
| <b>Grand Total</b>  |                 |                      |                           |  |              | <b>\$8,922,760</b> |

## 9.5 Appendix D: Asset Rating descriptions

| Condition Rating | Description  |
|------------------|--|
| 0                | <b>Unknown:</b> Assets not yet inspected and graded  |
| 1                | <b>Very Good:</b> free of defects, only planned and/or routine maintenance required              |
| 2                | <b>Good:</b> minor defects, Regular inspection is required, and maintenance might be required    |
| 3                | <b>Fair:</b> defects requiring regular inspection is required, and maintenance might be required |
| 4                | <b>Poor:</b> significant defects, higher order cost intervention likely                          |
| 5                | <b>Very Poor:</b> physically unsound and/or beyond rehabilitation, immediate action required     |

| Capacity Utilization Rating | Description                |
|-----------------------------|----------------------------|
| 0                           | <b>Underutilized</b>       |
| 1                           | <b>Partially utilized</b>  |
| 2                           | <b>Moderately utilized</b> |
| 3                           | <b>Mostly utilized</b>     |
| 4                           | <b>Fully utilized</b>      |

| Function Rating | Description                 |
|-----------------|-----------------------------|
| 0               | <b>Unknown</b>              |
| 1               | <b>Excellent</b>            |
| 2               | <b>Above standard / LoS</b> |
| 3               | <b>Adequate</b>             |
| 4               | <b>Below standard/LoS</b>   |
| 5               | <b>Non-functional</b>       |

| Criticality rating | Description         |
|--------------------|---------------------|
| 0                  | <b>Undetermined</b> |
| 1                  | <b>Very Low</b>     |
| 2                  | <b>Low</b>          |
| 3                  | <b>Neutral</b>      |
| 4                  | <b>High</b>         |
| 5                  | <b>Critical</b>     |

## 10.0 REFERENCES

- IPWEA, 2020, 'International Infrastructure Management Manual', Institute of Public Works Engineering Australasia, Sydney, [www.ipwea.org](http://www.ipwea.org)
- IPWEA, 2015, 'Australian Infrastructure Financial Management Manual', Institute of Public Works Engineering Australasia, Sydney, [www.ipwea.org](http://www.ipwea.org)
- ISO, 2014, ISO 55000:2014, Asset management overview, principles and terminology
- ISO, 2018, ISO 31000:2018, Risk management – Guidelines
- Norfolk Island Regional Council, Policy Statement No. 4.04: Asset Management Policy, V2, Draft
- Norfolk Island Community Strategic Plan: 2016-2026
- Norfolk Island Regional Council, Draft Operational Plan 2023-2024
- Norfolk Island Regional Council, Operational Plan 2022-2023
- Norfolk Island Regional Council, Policy Statement No. 3.07: Asset Accounting Policy
- Norfolk Island Regional Council, Strategic Risk Register, 2023
- Milanovic Neale Consulting Engineers, Norfolk Island Road Network Assessment Audit Report, April 2023
- Worley Parsons, Norfolk Island Roads Audit and Strategy Report, 2015
- Australian Bureau of Statistics, Time Series 6427.0, Producer Price Indexes, Australia
- Legislation updates – Norfolk Island, Department of Infrastructure, Transport, Regional Development, Communications and the Arts, <https://www.infrastructure.gov.au/>
- NORFOLK ISLAND TOURISM STRATEGIC PLAN 2013-2023, (nirc.gov.au)
- NI - Gross Territorial Product (GTP) ,NI - Gross Territorial Product (GTP) – Norfolk Island Regional Council (nirc.gov.au)