



Smart Cities Plan

National Cities Performance Framework

Visit the Dashboard here: smart-cities.dashboard.gov.au

Helping governments, industry and communities make better decisions for Australian cities.

The Australian Government's [Smart Cities Plan](#) committed to tracking the progress and performance of Australia's cities. [The National Cities Performance Framework](#) delivers on that commitment.

What is the Performance Framework?

The Performance Framework contains 46 indicators for Australia's 21 largest cities (with populations exceeding 80,000 people) plus Western Sydney.

It is the first official framework of its kind in Australia and brings together critical data on our cities in an easily accessible online dashboard.

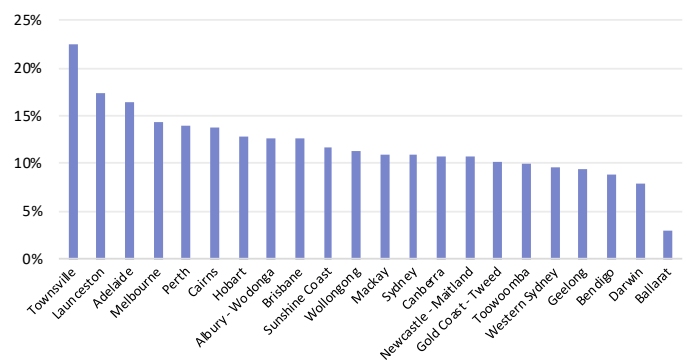
The Performance Framework will support all levels of governments, industry and communities to better target, monitor and evaluate cities policy, including City Deals.

In one location, you will be able to track the progress and performance of cities across the Government six Smart Cities policy priorities:

1. Jobs and Skills
2. Infrastructure and Investment
3. Liveability and Sustainability
4. Innovation and Digital Opportunities
5. Governance, Planning and Regulation
6. Housing

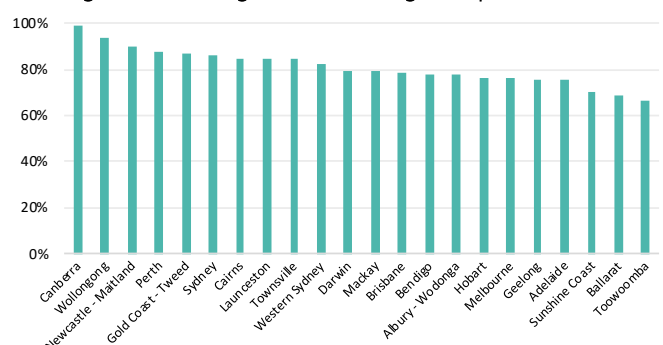
The Performance Framework includes economic, social and environmental indicators such as the youth unemployment rate (Figure 1), access to green space (Figure 2), house prices (Figure 3) and household income (Figure 4).

Figure 1. Youth unemployment rate



Consideration of multiple indicators can provide even richer insights than consideration of single indicators alone. For example, consideration of a city's age distribution can help to understand a city's labour force participation rate and educational attainment.

Figure 2. Dwellings with access to green space



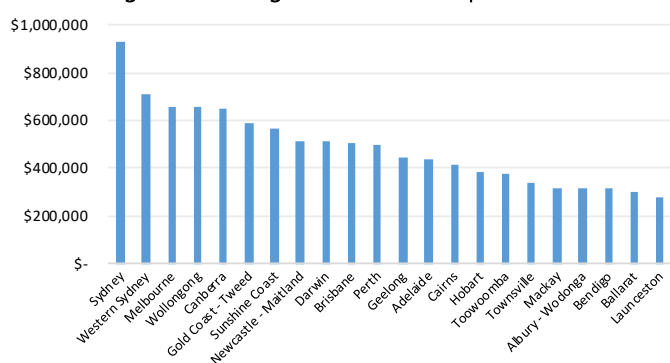
How was it developed?

The Performance Framework draws on a range of Australian and international performance frameworks, data sources and literature.

The Government has consulted widely on the Performance Framework – including expert workshops, roundtables, bilateral meetings and an online forum established for the Cities Reference Group.

The Government also released the Performance Framework Interim Report for public feedback in July 2017 and received submissions.

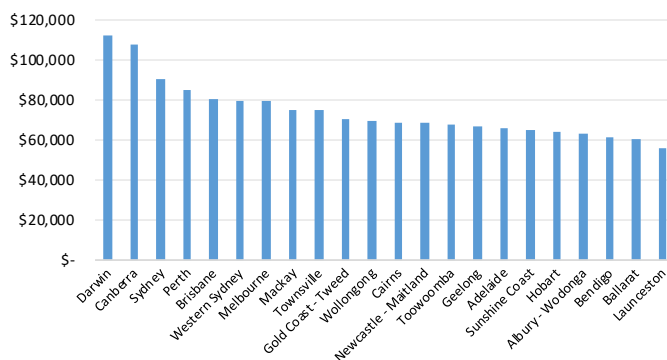
Figure 3. Average detached house price



Future directions

The Performance Framework is a living resource that will be improved through annual updates and three yearly reviews, as illustrated on the timeline below. This will include cooperation with governments, industry and the community to improve the underpinning data.

Figure 4. Median household income



Find out more

Further information on the Smart Cities Plan and City Deals is available at cities.dpmc.gov.au.

Timeline – National Cities Performance Framework



To explore the Performance Framework go to:

smart-cities.dashboard.gov.au



Australian Government